

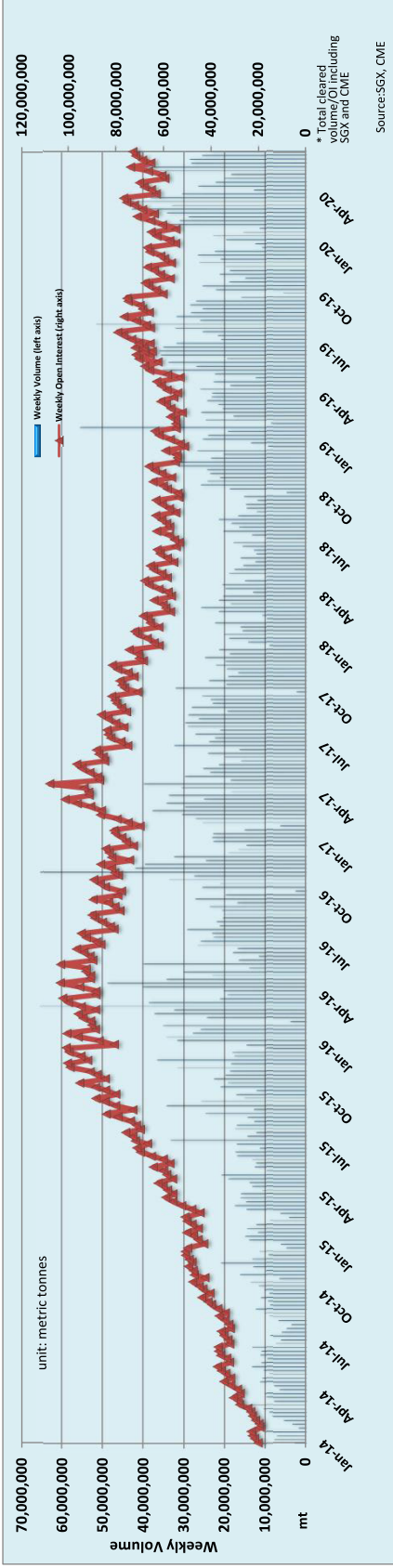

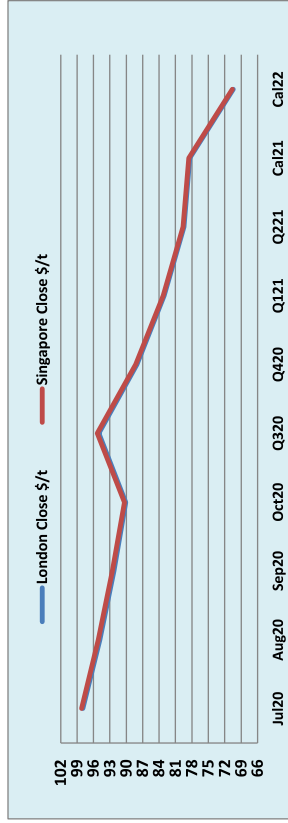
01 July 2020

A reversal in the afternoon however saw Jul fallen back to the morning level of 97.7. Aug also slumped to 95.0 while Q4 also traded 87.75. Spreads-wise, Jul/Aug traded at 3.1 and Sep/Oct traded 3.15 and later 3.1.

INDEX	Price	Change	MTD
Platts IO 62%	\$100.75	-\$0.30	\$100.75

INDEX	Price	Change	MTD
MB IO 65%	\$112.50	-\$0.10	\$112.50

TSI Iron Ore 62	Jul 20	Aug 20	Sep 20	Q3 20	Q4 20	Q1 21	Q2 21	Cal 21	Cal 22
London Close \$/t	97.95	94.85	92.25	90.10	88.05	83.05	79.45	78.40	70.45
Singapore Close \$/t	98.20	95.15	92.55	90.35	88.30	83.25	79.65	78.60	70.65
Change	-0.25%	-0.32%	-0.32%	-0.28%	-0.28%	-0.24%	-0.25%	-0.25%	-0.28%



The information provided in this communication is general in nature only and does not constitute advice in relation to investment products nor constitute any recommendation on our part. The information has been prepared without taking into account your investment objectives, financial situation or knowledge and experience. Freight Investor Services Limited is authorised and regulated by the Financial Conduct Authority (FRN 211452).

Risk Disclosure: Trading derivative products such as swaps, futures and options carries with it a substantial risk of loss. Transactional fees such as broker commission and clearing costs will be applied and these can vary depending on the type of product traded as well as the venue used for execution. These products are not suitable for all investors. For any further information or to discuss the use of these products please speak to your broker or relationship manager.