

FIS Fuel Oil Daily Evening Report

London +44 20 7090 1134 - info@freightinvestor.com | Singapore +65 6535 5189 - info@freightinvestor.asia | Shanghai +86 21 63012568

04 September 2020

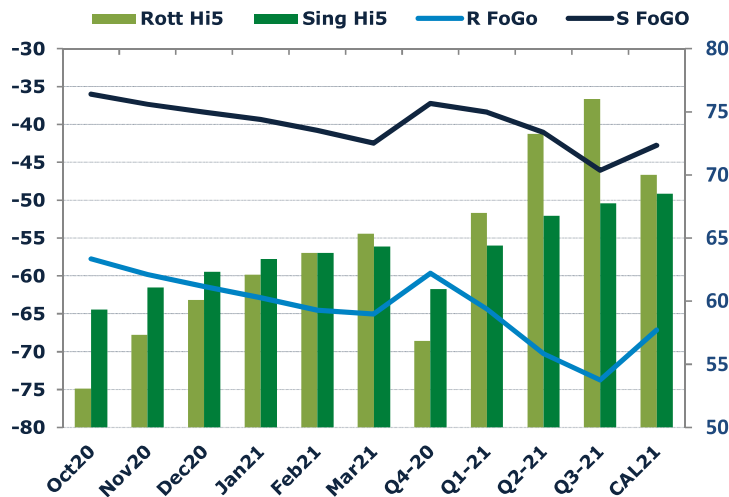
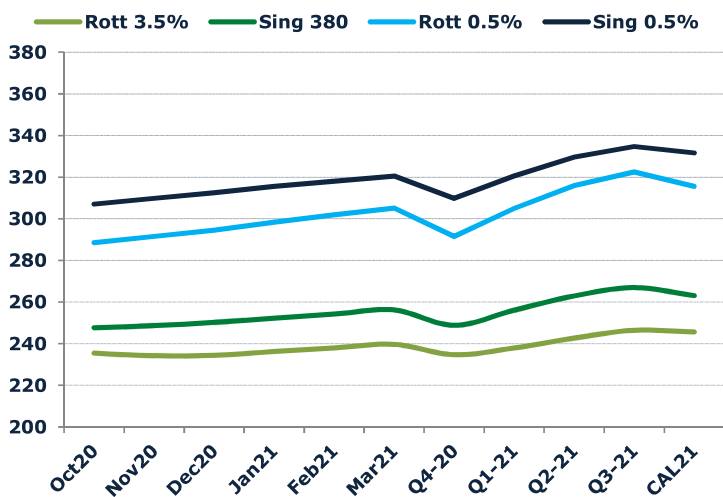
Oil and Energy Market News

Oil prices ended the day at \$42.64 or 3.3% down. Portuguese gas demand has increased 5% in August on increased demand generation, as a result of higher gas export volumes according to data produced by REN. This news is partnered with Turkish data from the energy ministry of increased diesel demand by 4.81% year on year to 1.614 billion litres, a stark contrast of a fall of 27.7% in demand in May which is promising news for the beginning of a post-pandemic recovery. In other news, the IOC chartered oil tanker that caught fire off the coast of India is still burning, with 8 ships and tugs trying to perform salvage rescue on the cargo to prevent spillage in the region.

Brent

42.63

	Barges 3.5 %	Sing 380cst	Rott 0.5%	Sing 0.5%	Sing Hi5
Oct20	235.45	247.70	288.54	307.04	59
Nov20	234.20	248.70	291.54	309.79	61
Dec20	234.45	250.20	294.54	312.54	62
Jan21	236.20	252.20	298.29	315.54	63
Feb21	237.95	254.20	301.79	318.04	64
Mar21	239.70	256.20	305.04	320.54	64
Q4-20	234.70	248.85	291.55	309.80	61
Q1-21	237.95	256.12	304.95	320.54	64
Q2-21	242.70	262.95	315.95	329.70	67
Q3-21	246.45	266.95	322.45	334.70	68
CAL21	245.60	263.10	315.60	331.60	69



Fuel Oil Market News

The crack opened at -6.25, strengthening to -6.10 across the day. The Cal 21 crack was valued around -7.50.

Hong Kong's OOCL withdraws 9 October trans-Pacific sailings a statement reveals.

	Rott GOFO	Sing GOFO	R FoGo	S FoGO	Rott Hi5
Oct20	110.84	95.34	-57.75	-36.00	53
Nov20	117.16	98.44	-59.82	-37.35	57
Dec20	121.47	100.74	-61.38	-38.40	60
Jan21	124.94	102.68	-62.85	-39.35	62
Feb21	128.34	104.63	-64.50	-40.79	64
Mar21	130.38	106.80	-65.04	-42.47	65
Q4-20	116.50	98.19	-59.65	-37.24	57
Q1-21	131.38	102.79	-64.37	-38.37	67
Q2-21	143.51	107.83	-70.25	-41.07	73
Q3-21	149.73	113.81	-73.73	-46.06	76

FIS Fuel Oil Daily Evening Report

London +44 20 7090 1134 - info@freightinvestor.com | Singapore +65 6535 5189 - info@freightinvestor.asia | Shanghai +86 21 63012568

04 September 2020

TIME SPREADS FUEL

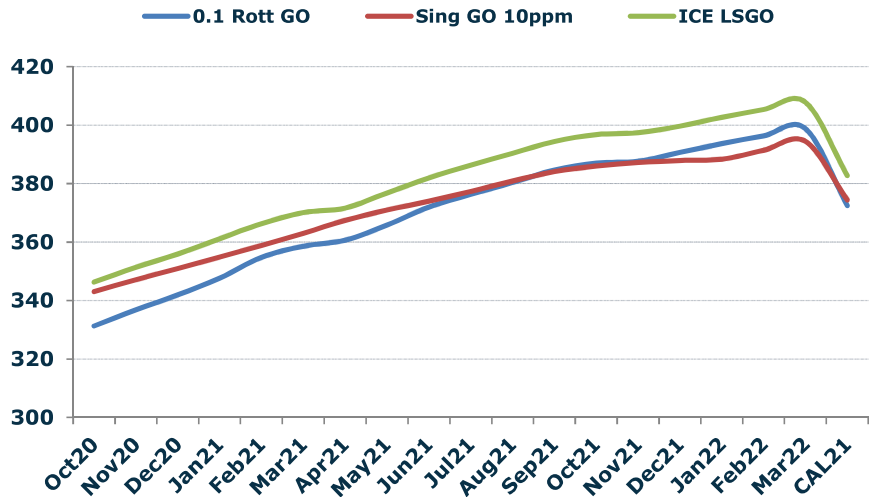
	Barges 3.5 %	Sing 380cst	Rott 0.5%	Sing 0.5%
Oct20/Nov20	1.25	-1.00	-3.00	-2.75
Nov20/Dec20	-0.25	-1.50	-3.00	-2.75
Dec20/Jan21	-1.75	-2.00	-3.75	-3.00
Jan21/Feb21	-1.75	-2.00	-3.50	-2.50
Feb21/Mar21	-1.75	-2.00	-3.25	-2.50
Q4-20/Q1-21	-3.25	-7.27	-13.40	-10.74
Q1-21/Q2-21	-4.75	-6.83	-11.00	-9.17
Q2-21/Q3-21	-3.75	-4.00	-6.50	-5.00
CAL21/CAL22	-12.25	-14.50	-12.25	-37.00

GASOIL CURVES

	Rott 0.1	SGO 10ppm	ICE GO
Oct20	331.3	343.0	346.3
Nov20	336.9	347.1	351.4
Dec20	341.9	350.9	355.9
Jan21	347.6	354.9	361.1
Feb21	354.8	358.8	366.3
Mar21	358.6	363.0	370.1
Q4-20	337.2	347.0	351.2
Q1-21	357.8	358.9	369.3
Q2-21	375.7	370.8	386.2
Q3-21	386.4	380.8	396.2
CAL21	372.5	374.4	382.7

EW SPREAD

	EW380	EW0.5%
Oct20	12.25	18.50
Nov20	14.50	18.25
Dec20	15.75	18.00
Jan21	16.00	17.25
Feb21	16.25	16.25
Mar21	16.50	15.50
Q4-20	14.15	18.25
Q1-21	18.17	15.58
Q2-21	20.25	13.75
Q3-21	20.50	12.25
CAL21	17.50	16.00
CAL22	19.75	40.75



Contact US:

Luke Longhurst

Email: lukel@freightinvestor.com
Mobile: (+44) 7966 968761

Jessie Deng

Email: jessied@freightinvestor.com
Mobile: (+86) 13524516743

Chris Hudson

Email: chrish@freightinvestor.com
Mobile: (+44) 7738 697750

Jarryd Smith

Email: jarryds@freightinvestor.com
Mobile: (+65) 8798 4987

Ricky Forman

Email: rickyf@freightinvestor.com
Mobile: (+44) 7868 708719