

FIS Fuel Oil Daily Evening Report

London +44 20 7090 1134 - info@freightinvestor.com | Singapore +65 6535 5189 - info@freightinvestor.asia | Shanghai +86 21 63012568

11 September 2020

Oil and Energy Market News

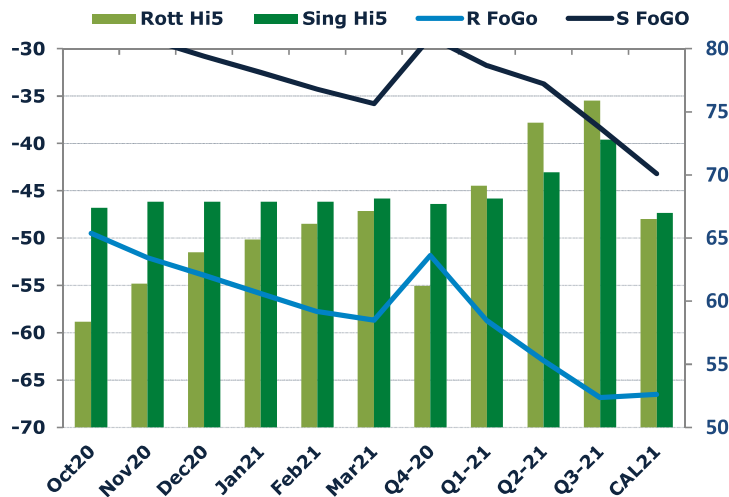
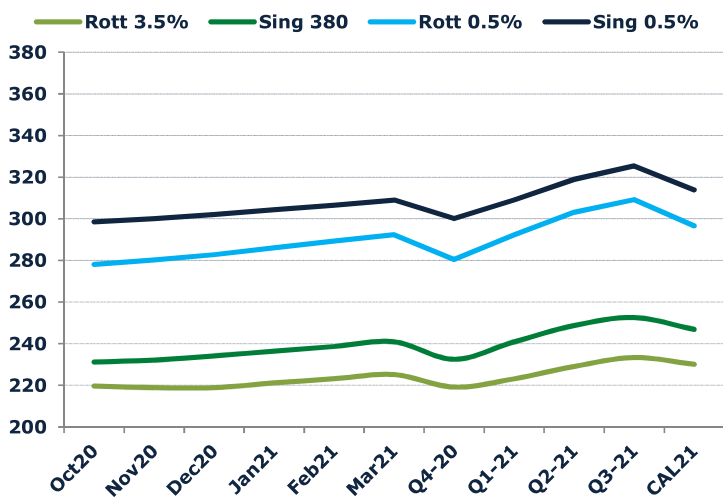
Brent front month ended the day 0.15% down at \$40.00 after a day hovering above and below the \$40 mark.

Mitsui OSK have announced it will spend \$9.42 million on the Mauritius clean-up after the oil spill of its ship that run aground off the coast. The money will be spent cleaning the island mangroves and environmental efforts as a result of the accident. The ship began spilling product into the sea on August 6th.

Brent

40.01

	Barges 3.5 %	Sing 380cst	Rott 0.5%	Sing 0.5%	Sing Hi5
Oct20	219.65	231.15	278.04	298.54	67
Nov20	218.90	232.15	280.29	300.04	68
Dec20	218.90	234.15	282.79	302.04	68
Jan21	221.15	236.40	286.04	304.29	68
Feb21	223.15	238.65	289.29	306.54	68
Mar21	225.15	240.90	292.29	309.04	68
Q4-20	219.15	232.50	280.35	300.20	68
Q1-21	223.15	240.90	292.29	309.04	68
Q2-21	229.07	248.73	303.20	318.95	70
Q3-21	233.32	252.57	309.20	325.37	73
CAL21	230.10	246.85	296.60	313.85	67



Fuel Oil Market News

The crack opened at -6.00, strengthening to -6.05. The Cal 20 crack was valued around -7.70.

	Rott GOFO	Sing GOFO	R FoGo	S FoGO	Rott Hi5
Oct20	107.89	93.89	-49.50	-26.50	58
Nov20	113.45	96.84	-52.06	-28.95	61
Dec20	117.82	98.71	-53.93	-30.82	64
Jan21	120.74	100.41	-55.85	-32.52	65
Feb21	123.89	102.18	-57.75	-34.29	66
Mar21	125.83	103.96	-58.69	-35.82	67
Q4-20	113.05	96.46	-51.85	-28.76	61
Q1-21	127.88	99.93	-58.74	-31.79	69
Q2-21	137.05	103.94	-62.92	-33.72	74
Q3-21	142.73	111.19	-66.84	-38.38	76

FIS Fuel Oil Daily Evening Report

London +44 20 7090 1134 - info@freightinvestor.com | Singapore +65 6535 5189 - info@freightinvestor.asia | Shanghai +86 21 63012568

11 September 2020

TIME SPREADS FUEL

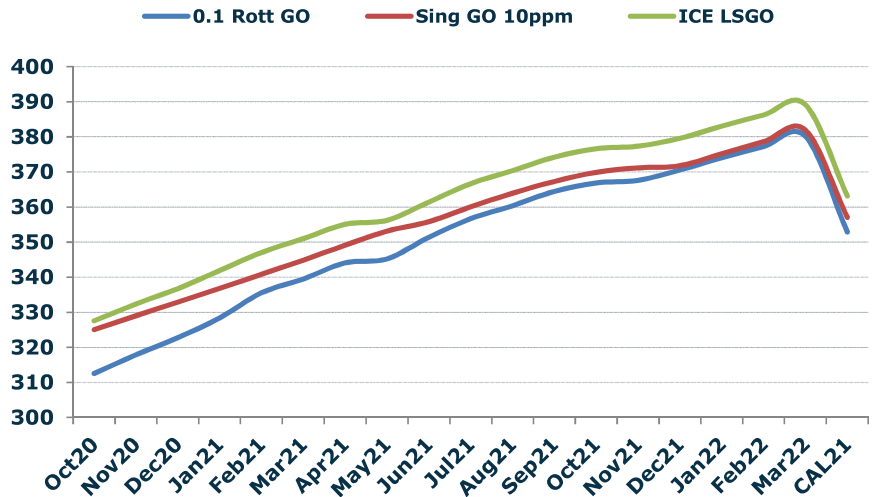
	Barges 3.5 %	Sing 380cst	Rott 0.5%	Sing 0.5%
Oct20/Nov20	0.75	-1.00	-2.25	-1.50
Nov20/Dec20	0.00	-2.00	-2.50	-2.00
Dec20/Jan21	-2.25	-2.25	-3.25	-2.25
Jan21/Feb21	-2.00	-2.25	-3.25	-2.25
Feb21/Mar21	-2.00	-2.25	-3.00	-2.50
Q4-20/Q1-21	-4.00	-8.40	-11.94	-8.84
Q1-21/Q2-21	-5.92	-7.83	-10.92	-9.92
Q2-21/Q3-21	-4.25	-3.83	-6.00	-6.42
CAL21/CAL22	-15.75	-17.75	-15.75	-25.75

GASOIL CURVES

	Rott 0.1	SGO 10ppm	ICE GO
Oct20	312.5	325.0	327.5
Nov20	317.9	329.0	332.4
Dec20	322.7	332.9	336.7
Jan21	328.4	336.8	341.9
Feb21	335.5	340.8	347.0
Mar21	339.5	344.9	351.0
Q4-20	318.2	329.0	332.2
Q1-21	339.5	340.8	351.0
Q2-21	355.6	352.7	366.1
Q3-21	366.3	363.8	376.0
CAL21	352.9	357.0	363.1

EW SPREAD

	EW380	EW0.5%
Oct20	11.50	20.50
Nov20	13.25	19.75
Dec20	15.25	19.25
Jan21	15.25	18.25
Feb21	15.50	17.25
Mar21	15.75	16.75
Q4-20	13.35	19.85
Q1-21	17.75	16.75
Q2-21	19.67	15.75
Q3-21	19.25	16.17
CAL21	16.75	17.25
CAL22	18.75	27.25



Contact US:

Luke Longhurst

Email: lukel@freightinvestor.com

Mobile: (+44) 7966 968761

Jessie Deng

Email: jessied@freightinvestor.com

Mobile: (+86) 13524516743

Chris Hudson

Email: chrish@freightinvestor.com

Mobile: (+44) 7738 697750

Jarryd Smith

Email: jarryds@freightinvestor.com

Mobile: (+65) 8798 4987

Ricky Forman

Email: rickyf@freightinvestor.com

Mobile: (+44) 7868 708719