

FIS Fuel Oil Daily Evening Report

London +44 20 7090 1134 - info@freightinvestor.com | Singapore +65 6535 5189 - info@freightinvestor.asia | Shanghai +86 21 63012568

18 September 2020

Oil and Energy Market News

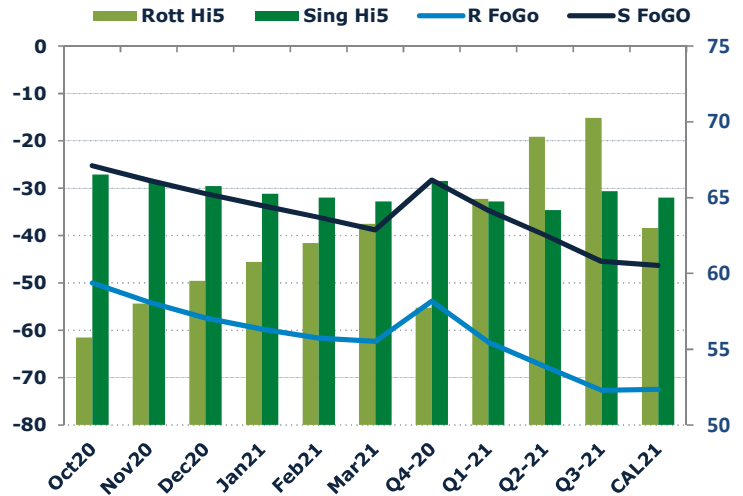
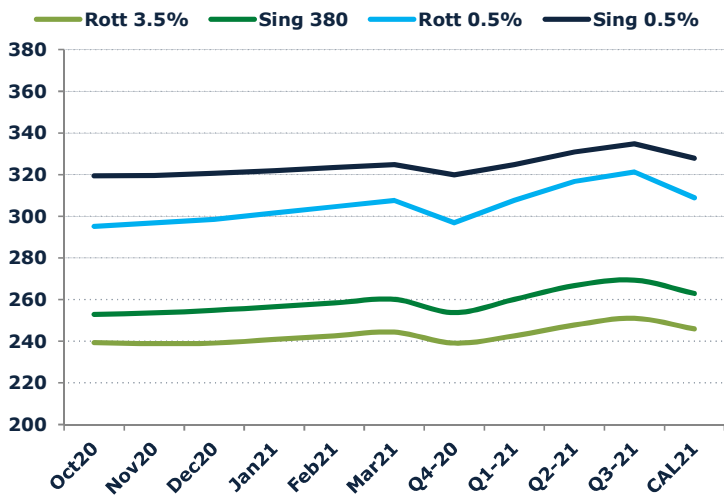
Brent prices ended the day 0.14% higher at \$43.34 at 16.12GMT

Oil prices remained mixed on Friday off of the back of the bullish signals from OPEC+ and the meeting outcome on Thursday, which were countered by news that the Libyan commander would be lifting the blockade on Libyan oil exports for one month. (Reuters)

Brent

43.35

	Barges 3.5 %	Sing 380cst	Rott 0.5%	Sing 0.5%	Sing Hi5
Oct20	239.35	252.85	295.11	319.36	67
Nov20	238.85	253.60	296.86	319.61	66
Dec20	239.10	254.85	298.61	320.61	66
Jan21	240.85	256.60	301.61	321.86	65
Feb21	242.60	258.35	304.61	323.36	65
Mar21	244.35	260.10	307.61	324.86	65
Q4-20	239.10	253.75	296.85	319.85	66
Q1-21	242.60	260.10	307.53	324.86	65
Q2-21	247.77	266.68	316.78	330.86	64
Q3-21	251.02	269.35	321.28	334.78	65
CAL21	245.90	262.90	308.90	327.90	65



Fuel Oil Market News

The crack opened at -6.30 then down to -6.35 before strengthening to -6.15 and then remaining at around -6.20 for the end of close. Cal 21 was valued at -7.65.

	Rott GOFO	Sing GOFO	R FoGo	S FoGo	Rott Hi5
Oct20	105.76	91.76	-50.00	-25.25	56
Nov20	112.10	94.37	-54.09	-28.35	58
Dec20	116.93	96.92	-57.42	-31.15	60
Jan21	120.54	98.97	-59.77	-33.70	61
Feb21	123.68	101.16	-61.66	-36.15	62
Mar21	125.60	103.59	-62.34	-38.82	63
Q4-20	111.60	94.37	-53.85	-28.27	58
Q1-21	127.43	99.49	-62.50	-34.72	65
Q2-21	136.67	104.08	-67.66	-39.90	69
Q3-21	142.95	110.90	-72.68	-45.47	70
CAL21	135.49	111.30	-72.49	-46.30	63

FIS Fuel Oil Daily Evening Report

London +44 20 7090 1134 - info@freightinvestor.com | Singapore +65 6535 5189 - info@freightinvestor.asia | Shanghai +86 21 63012568

18 September 2020

TIME SPREADS FUEL

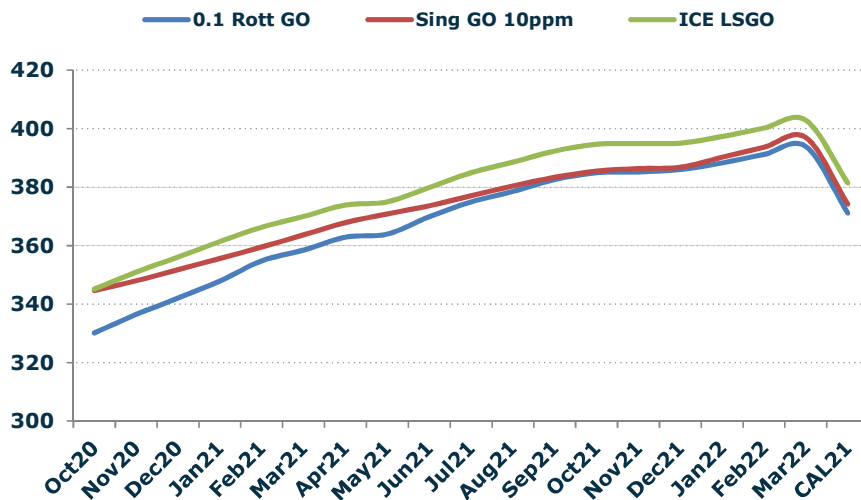
	Barges 3.5 %	Sing 380cst	Rott 0.5%	Sing 0.5%
Oct20/Nov20	0.50	-0.75	-1.75	-0.25
Nov20/Dec20	-0.25	-1.25	-1.75	-1.00
Dec20/Jan21	-1.75	-1.75	-3.00	-1.25
Jan21/Feb21	-1.75	-1.75	-3.00	-1.50
Feb21/Mar21	-1.75	-1.75	-3.00	-1.50
Q4-20/Q1-21	-3.50	-6.35	-10.68	-5.01
Q1-21/Q2-21	-5.17	-6.58	-9.25	-6.00
Q2-21/Q3-21	-3.25	-2.67	-4.50	-3.92
CAL21/CAL22	-15.25	-18.00	-15.25	-28.00

GASOIL CURVES

	Rott 0.1	SGO 10ppm	ICE GO
Oct20	330.1	344.6	345.1
Nov20	336.5	348.0	351.0
Dec20	342.0	351.8	356.0
Jan21	347.9	355.6	361.4
Feb21	354.8	359.5	366.3
Mar21	358.5	363.7	370.0
Q4-20	336.7	348.1	350.7
Q1-21	358.5	359.6	370.0
Q2-21	373.9	370.8	384.4
Q3-21	384.2	380.2	394.0
CAL21	371.1	374.2	381.4

EW SPREAD

	EW380	EW0.5%
Oct20	13.50	24.25
Nov20	14.75	22.75
Dec20	15.75	22.00
Jan21	15.75	20.25
Feb21	15.75	18.75
Mar21	15.75	17.25
Q4-20	14.65	23.00
Q1-21	17.50	17.33
Q2-21	18.92	14.08
Q3-21	18.33	13.50
CAL21	17.00	19.00
CAL22	19.75	31.75



Contact US:

Luke Longhurst

Email: lukel@freightinvestor.com

Mobile: (+44) 7966 968761

Jessie Deng

Email: jessied@freightinvestor.com

Mobile: (+86) 13524516743

Chris Hudson

Email: chrish@freightinvestor.com

Mobile: (+44) 7738 697750

Jarryd Smith

Email: jarryds@freightinvestor.com

Mobile: (+65) 8798 4987

Ricky Forman

Email: rickyf@freightinvestor.com

Mobile: (+44) 7868 708719

The information provided in this communication is not intended for retail clients. It is general in nature only and does not constitute advice or an offer to sell, or the solicitation of an offer to purchase any swap or other financial instruments, nor constitute any recommendation on our part. The information has been prepared without considering your investment objectives, financial situation, or knowledge and experience. This material is not a research report and is not intended as such. FIS is not responsible for any trading decisions taken based on this communication. Trading swaps and over-the-counter derivatives, exchange-traded derivatives, and options involve substantial risk and are not suitable for all investors. You are advised to perform an independent investigation to determine whether a transaction is suitable for you. No part of this material may be copied or duplicated in any form by any means or redistributed without our prior written consent. Freight Investor Services Ltd (FIS) is authorised and regulated by the Financial Conduct Authority (FRN: 211452) and is a member of the National Futures Association ("NFA"). Freight Investor Services PTE Ltd ('FIS PTE') is a private limited company, incorporated and registered in Singapore with company number 200603922G, and has subsidiary offices in India and Shanghai. Freight Investor Solutions DMCC ('FIS DMCC') is a private limited company, incorporated and registered in Dubai with company number DMCC1225. Further information about FIS including the location of its offices can be found on our website at www.freightinvestorservices.com