

FIS Fuel Oil Daily Evening Report

London +44 20 7090 1134 - info@freightinvestor.com | Singapore +65 6535 5189 - info@freightinvestor.asia | Shanghai +86 21 63012568

21 September 2020

Oil and Energy Market News

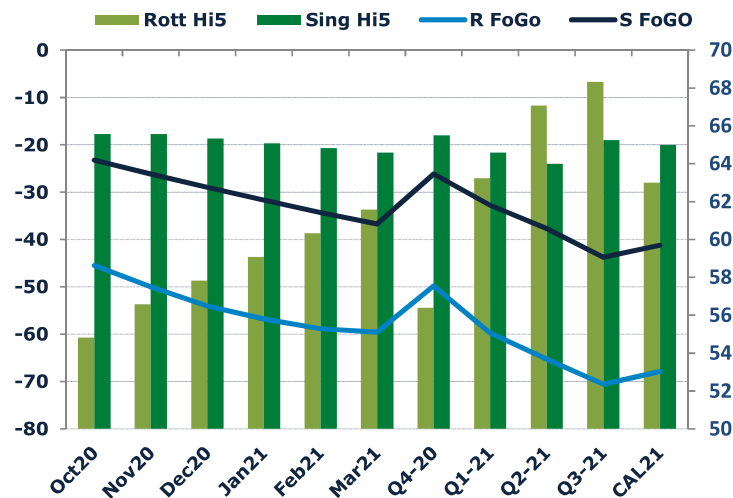
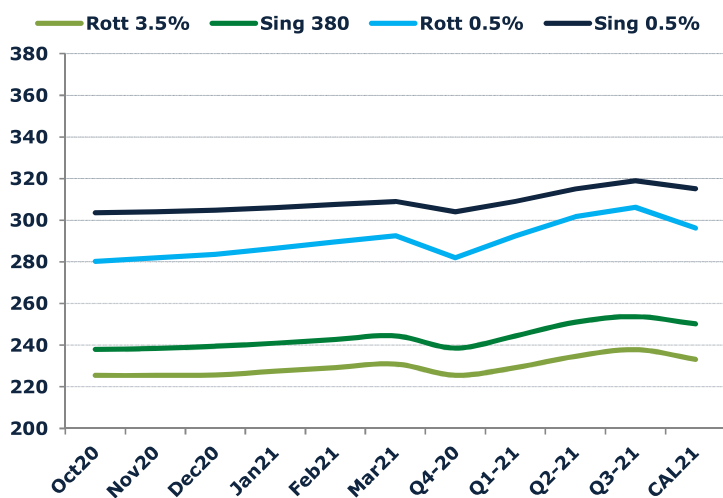
Brent prices ended the day very much down by -4.8%, printing \$41.09 at 16.38 London Time.

Oil took a beating during Monday's session as news of Libyan oil blockages being lifted caused markets to become bearish, as well as market reaction to the increasing number of lockdowns within Europe and that current rates would see UK cases at 49,000 per day before the end of October. (Reuters)

Brent

41.04

	Barges 3.5 %	Sing 380cst	Rott 0.5%	Sing 0.5%	Sing Hi5
Oct20	225.45	237.95	280.28	303.53	66
Nov20	225.45	238.45	282.03	304.03	66
Dec20	225.70	239.45	283.53	304.78	65
Jan21	227.45	240.95	286.53	306.03	65
Feb21	229.20	242.70	289.53	307.53	65
Mar21	230.95	244.45	292.53	309.03	65
Q4-20	225.55	238.60	281.95	304.10	66
Q1-21	229.20	244.45	292.44	309.03	65
Q2-21	234.62	251.03	301.69	315.03	64
Q3-21	237.87	253.70	306.19	318.94	65
CAL21	233.20	250.20	296.20	315.20	65



Fuel Oil Market News

The crack opened at -6.20 and weakened to -6.35 before strengthening throughout the day through -6.30. -6.20, -6.10 before printing at -6.05. Cal 21 was valued at -7.65.

	Rott GOFO	Sing GOFO	R FoGo	S FoGO	Rott Hi5
Oct20	100.33	88.83	-45.50	-23.25	55
Nov20	106.60	91.75	-50.02	-26.18	57
Dec20	111.89	94.33	-54.06	-29.00	58
Jan21	115.85	96.78	-56.77	-31.70	59
Feb21	119.16	99.13	-58.84	-34.30	60
Mar21	121.13	101.32	-59.55	-36.75	62
Q4-20	106.25	91.65	-49.85	-26.15	56
Q1-21	123.00	97.33	-59.75	-32.75	63
Q2-21	132.38	101.69	-65.30	-37.70	67
Q3-21	138.92	108.99	-70.59	-43.74	68
CAL21	130.84	106.23	-67.84	-41.23	63

FIS Fuel Oil Daily Evening Report

London +44 20 7090 1134 - info@freightinvestor.com | Singapore +65 6535 5189 - info@freightinvestor.asia | Shanghai +86 21 63012568

21 September 2020

TIME SPREADS FUEL

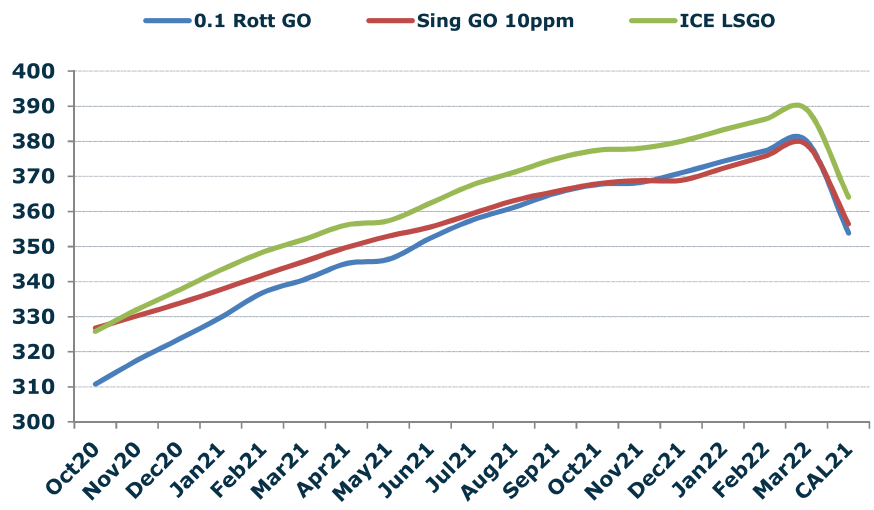
	Barges 3.5 %	Sing 380cst	Rott 0.5%	Sing 0.5%
Oct20/Nov20	0.00	-0.50	-1.75	-0.50
Nov20/Dec20	-0.25	-1.00	-1.50	-0.75
Dec20/Jan21	-1.75	-1.50	-3.00	-1.25
Jan21/Feb21	-1.75	-1.75	-3.00	-1.50
Feb21/Mar21	-1.75	-1.75	-3.00	-1.50
Q4-20/Q1-21	-3.65	-5.85	-10.49	-4.93
Q1-21/Q2-21	-5.42	-6.58	-9.25	-6.00
Q2-21/Q3-21	-3.25	-2.67	-4.50	-3.92
CAL21/CAL22	-15.25	-18.00	-15.25	-28.00

GASOIL CURVES

	Rott 0.1	SGO 10ppm	ICE GO
Oct20	310.8	326.8	325.8
Nov20	317.5	330.2	332.0
Dec20	323.6	333.8	337.6
Jan21	329.8	337.7	343.3
Feb21	336.9	341.8	348.4
Mar21	340.6	345.8	352.1
Q4-20	317.8	330.3	331.8
Q1-21	340.7	341.8	352.2
Q2-21	356.5	352.7	367.0
Q3-21	367.0	362.7	376.8
CAL21	353.8	356.4	364.0

EW SPREAD

	EW380	EW0.5%
Oct20	12.50	23.25
Nov20	13.00	22.00
Dec20	13.75	21.25
Jan21	13.50	19.50
Feb21	13.50	18.00
Mar21	13.50	16.50
Q4-20	13.05	22.15
Q1-21	15.25	16.58
Q2-21	16.42	13.33
Q3-21	15.83	12.75
CAL21	17.00	19.00
CAL22	19.75	31.75



Contact US:

Luke Longhurst

Email: lukel@freightinvestor.com

Mobile: (+44) 7966 968761

Jessie Deng

Email: jessied@freightinvestor.com

Mobile: (+86) 13524516743

Chris Hudson

Email: chrish@freightinvestor.com

Mobile: (+44) 7738 697750

Jarryd Smith

Email: jarryds@freightinvestor.com

Mobile: (+65) 8798 4987

Ricky Forman

Email: rickyf@freightinvestor.com

Mobile: (+44) 7868 708719

The information provided in this communication is not intended for retail clients. It is general in nature only and does not constitute advice or an offer to sell, or the solicitation of an offer to purchase any swap or other financial instruments, nor constitute any recommendation on our part. The information has been prepared without considering your investment objectives, financial situation, or knowledge and experience. This material is not a research report and is not intended as such. FIS is not responsible for any trading decisions taken based on this communication. Trading swaps and over-the-counter derivatives, exchange-traded derivatives, and options involve substantial risk and are not suitable for all investors. You are advised to perform an independent investigation to determine whether a transaction is suitable for you. No part of this material may be copied or duplicated in any form by any means or redistributed without our prior written consent. Freight Investor Services Ltd (FIS) is authorised and regulated by the Financial Conduct Authority (FRN: 211452) and is a member of the National Futures Association ("NFA"). Freight Investor Services PTE Ltd ('FIS PTE') is a private limited company, incorporated and registered in Singapore with company number 200603922G, and has subsidiary offices in India and Shanghai. Freight Investor Solutions DMCC ('FIS DMCC') is a private limited company, incorporated and registered in Dubai.