

25 September 2020

Oil and Energy Market News

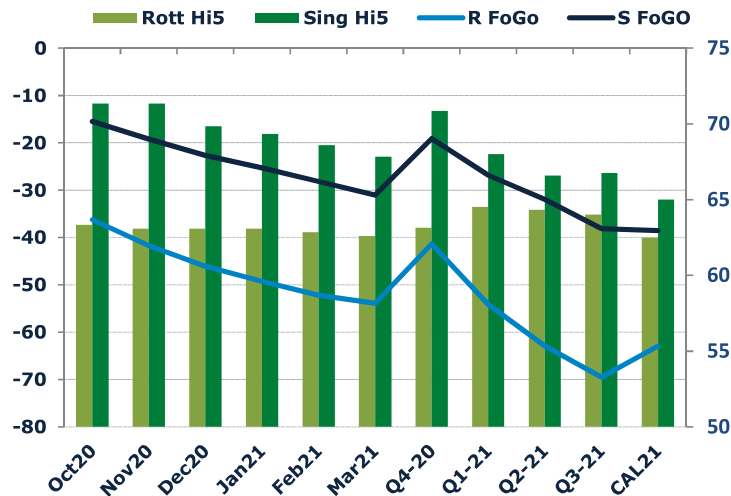
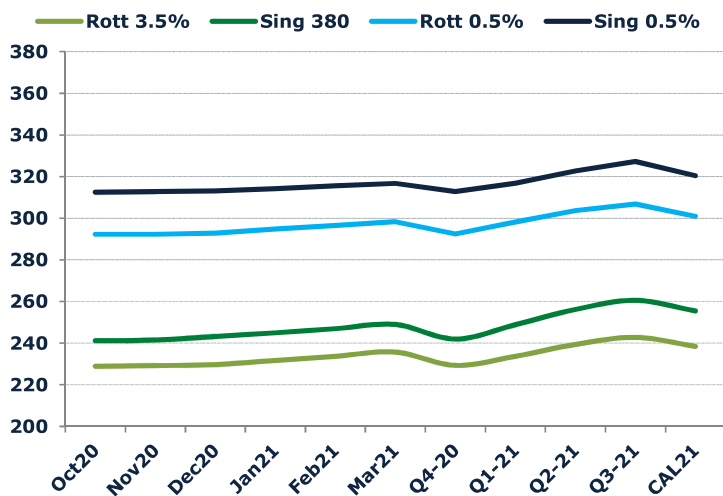
Brent prices ended the day 0.24% down, printing \$41.84 at 15.51 London Time.

Iranian exports have risen sharply in September in the face of US sanctions which has showed the Islamic republic and its economy a small lifeline in its attempt to recover from war. The countries exports have shrunk since 2018 when the Us imposed sanctions on in banking and energy sectors, but exports of crude are now averaging at 1.5 million bpd. (Reuters)

Brent

41.77

	Barges 3.5 %	Sing 380cst	Rott 0.5%	Sing 0.5%	Sing Hi5
Oct20	228.95	241.20	292.29	312.54	71
Nov20	229.20	241.45	292.29	312.79	71
Dec20	229.70	243.20	292.79	313.04	70
Jan21	231.70	244.95	294.79	314.29	69
Feb21	233.70	246.95	296.54	315.54	69
Mar21	235.70	248.95	298.29	316.79	68
Q4-20	229.30	241.95	292.45	312.80	71
Q1-21	233.70	248.87	298.20	316.87	68
Q2-21	239.37	256.20	303.70	322.79	67
Q3-21	242.78	260.53	306.79	327.29	67
CAL21	238.45	255.45	300.95	320.45	65



Fuel Oil Market News

The crack had a stable day yet again, opening at -6.25, strengthening to -6.2 and then falling back to -6.25 for the end of the day. the Cal21 Crack was valued at -7.25.

	Rott GOFO	Sing GOFO	R FoGo	S FoGO	Rott Hi5
Oct20	99.59	86.84	-36.25	-15.50	63
Nov20	104.83	90.54	-41.75	-19.20	63
Dec20	109.18	92.51	-46.09	-22.67	63
Jan21	112.35	94.64	-49.27	-25.30	63
Feb21	115.03	96.73	-52.19	-28.15	63
Mar21	116.48	98.91	-53.89	-31.07	63
Q4-20	104.50	89.96	-41.35	-19.11	63
Q1-21	118.62	94.84	-54.12	-26.84	65
Q2-21	127.25	98.53	-62.91	-31.95	64
Q3-21	133.48	104.88	-69.48	-38.12	64
CAL21	125.43	103.52	-62.93	-38.52	63

25 September 2020

TIME SPREADS FUEL

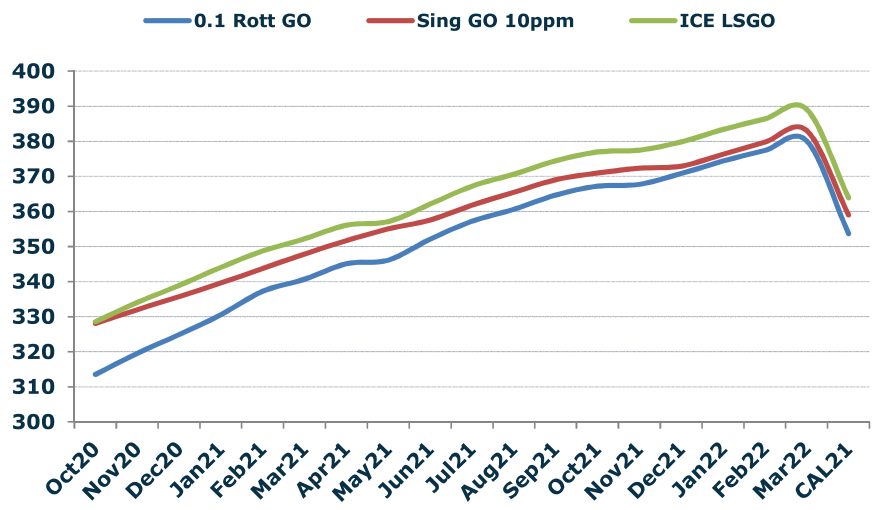
	Barges 3.5 %	Sing 380cst	Rott 0.5%	Sing 0.5%
Oct20/Nov20	-0.25	-0.25	0.00	-0.25
Nov20/Dec20	-0.50	-1.75	-0.50	-0.25
Dec20/Jan21	-2.00	-1.75	-2.00	-1.25
Jan21/Feb21	-2.00	-2.00	-1.75	-1.25
Feb21/Mar21	-2.00	-2.00	-1.75	-1.25
Q4-20/Q1-21	-4.40	-6.92	-5.75	-4.07
Q1-21/Q2-21	-5.67	-7.33	-5.50	-5.92
Q2-21/Q3-21	-3.42	-4.33	-3.08	-4.50
CAL21/CAL22	-15.25	-18.00	-15.25	-30.75

GASOIL CURVES

	Rott 0.1	SGO 10ppm	ICE GO
Oct20	313.5	328.0	328.5
Nov20	319.5	332.0	334.0
Dec20	324.9	335.7	338.9
Jan21	330.6	339.6	344.1
Feb21	337.2	343.7	348.7
Mar21	340.7	347.9	352.2
Q4-20	319.8	331.9	333.8
Q1-21	340.8	343.7	352.3
Q2-21	356.1	354.7	366.6
Q3-21	366.5	365.4	376.3
CAL21	353.6	359.0	363.9

EW SPREAD

	EW380	EW0.5%
Oct20	12.25	20.25
Nov20	12.25	20.50
Dec20	13.50	20.25
Jan21	13.25	19.50
Feb21	13.25	19.00
Mar21	13.25	18.50
Q4-20	12.65	20.35
Q1-21	15.17	18.67
Q2-21	16.83	19.08
Q3-21	17.75	20.50
CAL21	17.00	19.50
CAL22	19.75	35.00



Contact US:

Luke Longhurst

Email: lukel@freightinvestor.com

Mobile: (+44) 7966 968761

Jessie Deng

Email: jessied@freightinvestor.com

Mobile: (+86) 13524516743

Chris Hudson

Email: chrish@freightinvestor.com

Mobile: (+44) 7738 697750

Jarryd Smith

Email: jarryds@freightinvestor.com

Mobile: (+65) 8798 4987

Ricky Forman

Email: rickyf@freightinvestor.com

Mobile: (+44) 7868 708719