

# FIS Fuel Oil Daily Evening Report

London +44 20 7090 1134 - info@freightinvestor.com | Singapore +65 6535 5189 - info@freightinvestor.asia | Shanghai +86 21 63012568

## 30 October 2020

### Oil and Energy Market News

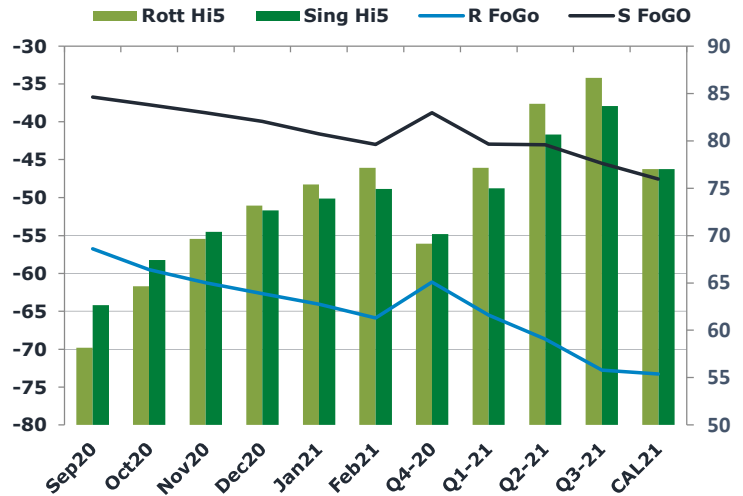
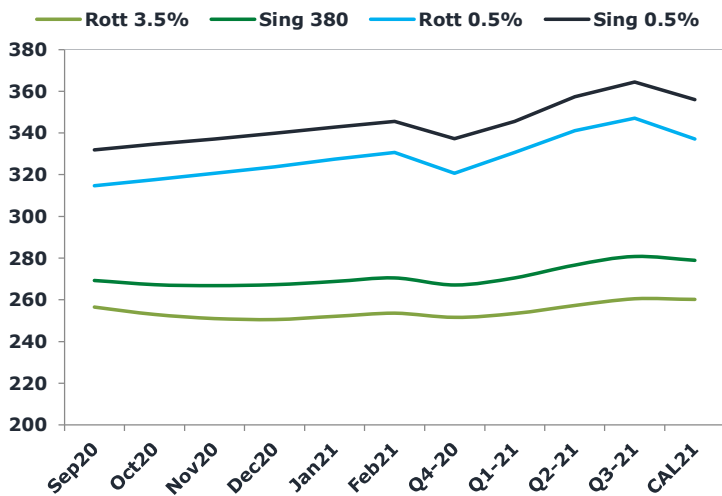
Oil prices end the day down at 1638BST, printing \$37.40 per barrel, down 0.69%. Highs in the day reached \$38.10 with lows of \$36.80 per barrel.

Oil majors have announced their plans to aggressively cut costs as the oil price continues printing below the \$40 per barrel mark. Chevron and Exxon have both announced economizing plans with only the former posting a slim profit. The lockdowns are continuing to weight heavy on the global economies, crippling demand for fuel and oil. (Reuters)

### Brent

**37.40**

	Barges 3.5 %	Sing 380cst	Rott 0.5%	Sing 0.5%	Sing Hi5
Nov20	220.50	235.50	275.74	294.49	59
Dec20	216.75	232.25	274.49	293.24	61
Jan21	215.25	231.00	274.24	292.99	62
Feb21	215.50	231.00	275.24	293.49	62
Mar21	215.75	231.25	276.49	294.49	63
Apr21	216.00	231.75	277.99	295.74	64
Q1-21	215.50	231.10	275.30	293.65	63
Q2-21	216.17	232.25	279.49	297.24	65
Q3-21	216.17	233.83	283.99	301.74	68
Q4-21	215.50	235.42	288.24	306.16	71
CAL21	217.40	233.15	286.40	303.15	70



### Fuel Oil Market News

The front crack opened at -3.60 before popping up the highs of the day at -3.75, before falling through all levels to end the day up at -3.00. The Cal21 Crack was valued at -6.00.

The front Sing and Euro weakened again throughout the day to print -31 and -10. The Barges and Sing 0.5% fuel oils continued into backwardation on the front months, with the HSFO also in backwardation at the front but the levels softened slightly towards the end of the day in a similar story to Thursday.

	Rott GOFO	Sing GOFO	R FoGo	S FoGo	Rott Hi5
Nov20	84.74	68.99	-29.50	-10.00	55
Dec20	91.68	75.44	-33.94	-14.45	58
Jan21	97.01	79.37	-38.02	-17.39	59
Feb21	100.82	82.13	-41.08	-19.64	60
Mar21	104.24	85.08	-43.50	-21.85	61
Apr21	107.33	87.94	-45.34	-23.95	62
Q1-21	100.70	82.18	-40.90	-19.63	60
Q2-21	110.18	90.76	-46.86	-25.78	63
Q3-21	122.21	98.89	-54.38	-30.99	68
Q4-21	130.89	102.27	-58.15	-31.54	73
CAL21	117.68	96.07	-48.68	-26.07	69

# FIS Fuel Oil Daily Evening Report

London +44 20 7090 1134 - info@freightinvestor.com | Singapore +65 6535 5189 - info@freightinvestor.asia | Shanghai +86 21 63012568

## 30 October 2020

### TIME SPREADS FUEL

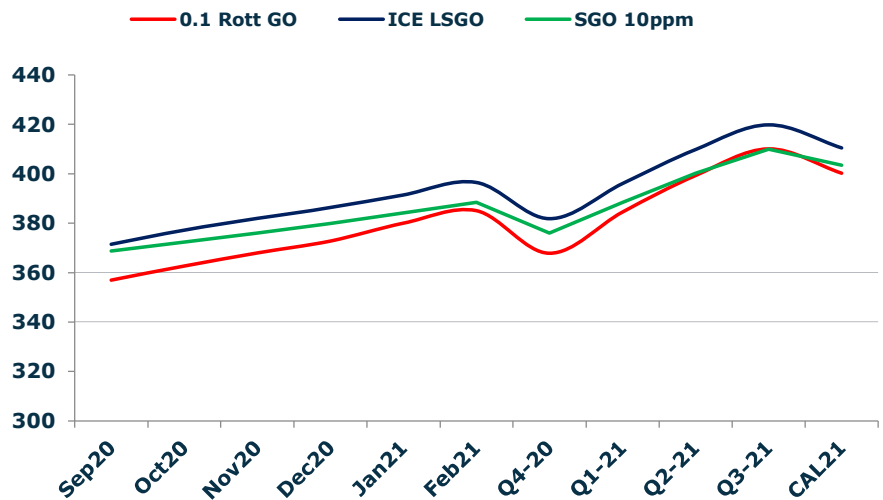
	Barges 3.5	S 380	Rott 0.5%	Sing 0.5%
Nov20/Dec20	3.75	3.25	1.25	1.25
Dec20/Jan21	1.50	1.25	0.25	0.25
Jan21/Feb21	-0.25	0.00	-1.00	-0.50
Feb21/Mar21	-0.25	-0.25	-1.25	-1.00
Mar21/Apr21	-0.25	-0.50	-1.50	-1.25
Q1-21/Q2-21	-0.67	-1.15	-4.19	-3.59
Q2-21/Q3-21	0.00	-1.58	-4.50	-4.50
Q3-21/Q4-21	0.67	-1.58	-4.25	-4.42
CAL21/CAL22	-3.75	-3.75	-3.75	-23.25

### GASOIL CURVES

	Rott 0.1	SGO 10ppm	ICE GO
Nov20	295.7	304.5	305.2
Dec20	298.2	307.7	308.4
Jan21	302.5	310.4	312.3
Feb21	306.6	313.1	316.3
Mar21	310.5	316.3	320.0
Apr21	313.8	319.7	323.3
Q1-21	306.7	313.3	316.2
Q2-21	316.8	323.0	326.3
Q3-21	329.4	332.7	338.4
Q4-21	338.6	337.7	346.4
CAL21	326.1	329.2	335.1

### EW SPREAD

	EW380	EW0.5%
Nov20	15.00	18.75
Dec20	15.50	18.75
Jan21	15.75	18.75
Feb21	15.50	18.25
Mar21	15.50	18.00
Apr21	15.75	17.75
Q1-21	15.60	18.35
Q2-21	16.08	17.75
Q3-21	17.67	17.75
Q4-21	19.92	17.92
CAL21	15.75	16.75



### Contact US:

#### Luke Longhurst

Email: lukel@freightinvestor.com

Mobile: (+44) 7966 968761

#### Jessie Deng

Email: jessied@freightinvestor.com

Mobile: (+86) 13524516743

#### Chris Hudson

Email: chrish@freightinvestor.com

Mobile: (+44) 7738 697750

#### Jarryd Smith

Email: jarryds@freightinvestor.com

Mobile: (+65) 8798 4987

#### Ricky Forman

Email: rickyf@freightinvestor.com

Mobile: (+44) 7868 708719

#### Sam Twyford

Email: samt@freightinvestor.com

Mobile: (+44) 7729 118643

The information provided in this communication is not intended for retail clients. It is general in nature only and does not constitute advice or an offer to sell, or the solicitation of an offer to purchase any swap or other financial instruments, nor constitute any recommendation on our part. The information has been prepared without considering your investment objectives, financial situation, or knowledge and experience. This material is not a research report and is not intended as such. FIS is not responsible for any trading decisions taken based on this communication. Trading swaps and over-the-counter derivatives, exchange-traded derivatives, and options involve substantial risk and are not suitable for all investors. You are advised to perform an independent investigation to determine whether a transaction is suitable for you. No part of this material may be copied or duplicated in any form by any means or redistributed without our prior written consent. Freight Investor Services Ltd (FIS) is authorised and regulated by the Financial Conduct Authority (FRN: 211452) and is a member of the National Futures Association ("NFA"). Freight Investor Services PTE Ltd ('FIS PTE') is a private limited company, incorporated and registered in Singapore with company number 200603922G, and has subsidiary offices in India and Shanghai. Freight Investor Solutions DMCC ('FIS DMCC') is a private limited company, incorporated and registered in Dubai with company number DMCC1225. Further information about FIS including the location of its offices can be found on our website at [www.freightinvestorservices.com](http://www.freightinvestorservices.com)