

FIS Fuel Oil Daily Evening Report

London +44 20 7090 1134 - info@freightinvestor.com | Singapore +65 6535 5189 - info@freightinvestor.asia | Shanghai +86 21 63012568

05 October 2020

Oil and Energy Market News

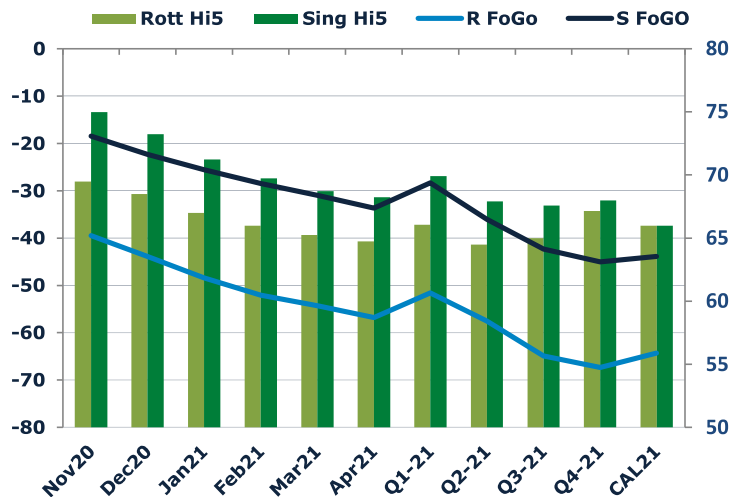
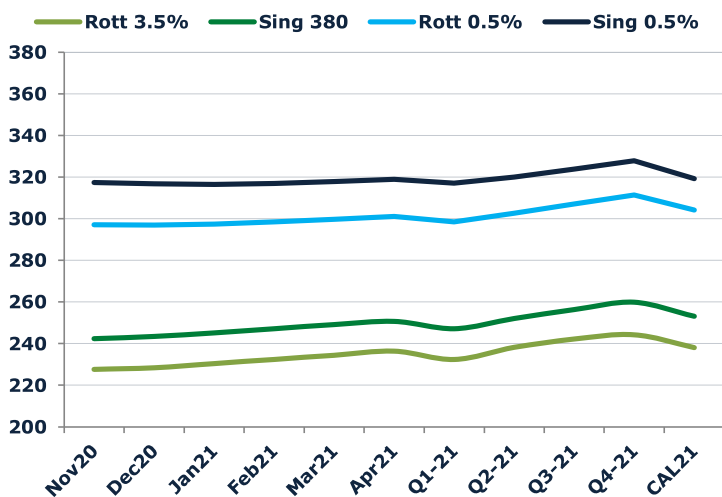
Oil prices ended the day at \$41.66 or 6.09% up on the day, supported by the news of a Trump recovery from Covid-19.

Total Iraq exports in September were 1.3% higher in September than the month previous, but this figure included a 5.4% rise in exports from the semi-autonomous Kurdish region, with federal exports up 16,000 bpd. OPEC+'s second largest producer of oil increased production to 3.063 million barrels per day in September from 3.023 million barrels per day in August, which was the lowest level since March 2015. (S&P Global Platts)

Brent

41.69

	Barges 3.5 %	Sing 380cst	Rott 0.5%	Sing 0.5%	Sing Hi5
Nov20	227.70	242.45	297.18	317.43	75
Dec20	228.45	243.45	296.93	316.68	73
Jan21	230.45	245.20	297.43	316.43	71
Feb21	232.45	247.20	298.43	316.93	70
Mar21	234.45	249.20	299.68	317.93	69
Apr21	236.45	250.70	301.18	318.93	68
Q1-21	232.45	247.20	298.50	317.10	70
Q2-21	238.20	252.12	302.68	320.02	68
Q3-21	242.20	256.37	307.18	323.93	68
Q4-21	244.28	259.87	311.43	327.85	68
CAL21	238.15	253.15	304.15	319.15	66



Fuel Oil Market News

The front crack opened at -6.25 before strengthening to -6.20, before falling to -6.30 and then -6.35 where it hovered through to the end of the day. The Cal21 Crack was valued at -6.95.

	Rott GOFO	Sing GOFO	R FoGo	S FoGO	Rott Hi5
Nov20	108.98	93.48	-39.50	-18.50	69
Dec20	112.37	95.54	-43.88	-22.30	68
Jan21	115.35	96.84	-48.37	-25.61	67
Feb21	118.03	98.19	-52.04	-28.46	66
Mar21	119.55	99.69	-54.32	-30.96	65
Apr21	121.50	101.92	-56.76	-33.69	65
Q1-21	117.65	98.24	-51.60	-28.34	66
Q2-21	122.01	103.93	-57.53	-36.03	64
Q3-21	129.88	109.94	-64.90	-42.37	65
Q4-21	134.50	113.02	-67.35	-45.04	67

FIS Fuel Oil Daily Evening Report

London +44 20 7090 1134 - info@freightinvestor.com | Singapore +65 6535 5189 - info@freightinvestor.asia | Shanghai +86 21 63012568

05 October 2020

TIME SPREADS FUEL

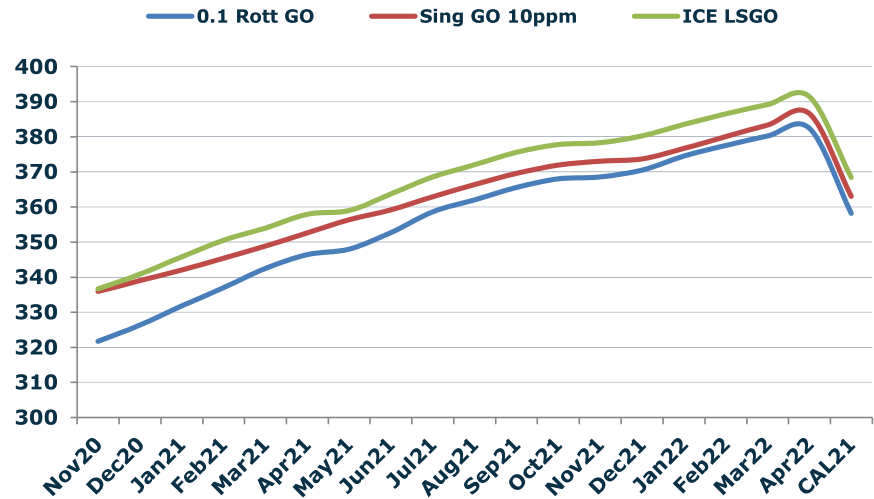
	Barges 3.5 %	Sing 380cst	Rott 0.5%	Sing 0.5%
Nov20/Dec20	-0.75	-1.00	0.25	0.75
Dec20/Jan21	-2.00	-1.75	-0.50	0.25
Jan21/Feb21	-2.00	-2.00	-1.00	-0.50
Feb21/Mar21	-2.00	-2.00	-1.25	-1.00
Mar21/Apr21	-2.00	-1.50	-1.50	-1.00
Q1-21/Q2-21	-5.75	-4.92	-4.18	-2.92
Q2-21/Q3-21	-4.00	-4.25	-4.50	-3.92
Q3-21/Q4-21	-2.08	-3.50	-4.25	-3.92
CAL21/CAL22	-15.25	-18.00	-15.25	-24.00

GASOIL CURVES

	Rott 0.1	SGO 10ppm	ICE GO
Nov20	321.7	335.9	336.7
Dec20	326.3	339.0	340.8
Jan21	331.8	342.0	345.8
Feb21	337.0	345.4	350.5
Mar21	342.5	348.9	354.0
Apr21	346.4	352.6	357.9
Q1-21	336.1	345.4	350.1
Q2-21	348.7	356.0	360.2
Q3-21	361.6	366.3	372.1
Q4-21	369.0	372.9	378.8
CAL21	358.2	363.1	368.4

EW SPREAD

	EW380	EW0.5%
Nov20	14.75	20.25
Dec20	15.00	19.75
Jan21	14.75	19.00
Feb21	14.75	18.50
Mar21	14.75	18.25
Apr21	14.25	17.75
Q1-21	14.75	18.60
Q2-21	13.92	17.33
Q3-21	14.17	16.75
Q4-21	15.58	16.42
CAL21	15.00	15.00
CAL22	17.75	23.75



Contact US:

Luke Longhurst

Email: lukel@freightinvestor.com
Mobile: (+44) 7966 968761

Jessie Deng

Email: jessied@freightinvestor.com
Mobile: (+86) 13524516743

Chris Hudson

Email: chrish@freightinvestor.com
Mobile: (+44) 7738 697750

Jarryd Smith

Email: jarryds@freightinvestor.com
Mobile: (+65) 8798 4987

Ricky Forman

Email: rickyf@freightinvestor.com
Mobile: (+44) 7868 708719