

# FIS Fuel Oil Daily Evening Report

London +44 20 7090 1134 - info@freightinvestor.com | Singapore +65 6535 5189 - info@freightinvestor.asia | Shanghai +86 21 63012568

## 06 October 2020

### Oil and Energy Market News

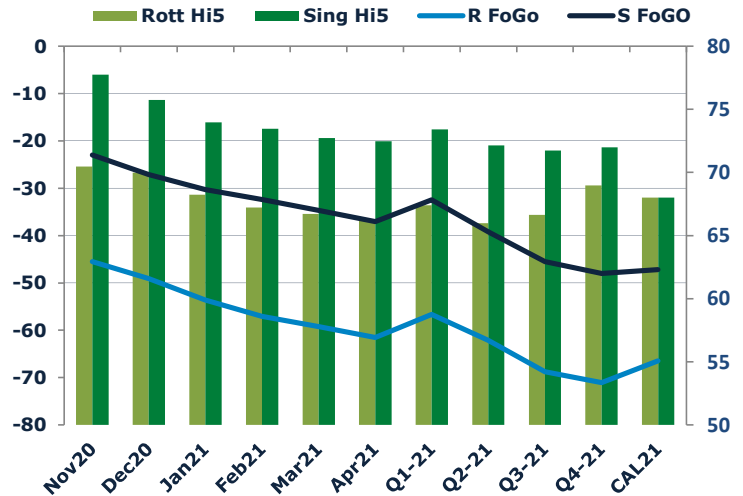
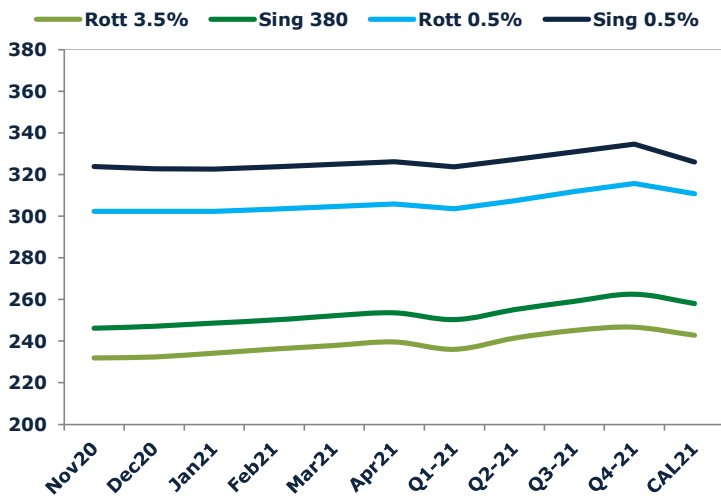
Oil prices end the day with positive gains after reaching highs of \$42.84 per barrel and lows of \$41.22, ending the day 3% up at 1622BST at \$42.51.

Oil prices reached highs of \$42.84 per barrel midafternoon, primarily supported by the return of the president to the White House, and the supply disruptions in the Norwegian oil fields as the strikes continue and the potential of storm Delta tearing through the refining region of the Gulf Coast.

### Brent

**42.40**

	Barges 3.5 %	Sing 380cst	Rott 0.5%	Sing 0.5%	Sing Hi5
Nov20	231.95	246.20	302.42	323.92	78
Dec20	232.45	247.20	302.42	322.92	76
Jan21	234.20	248.70	302.42	322.67	74
Feb21	236.20	250.20	303.42	323.67	73
Mar21	237.95	252.20	304.67	324.92	73
Apr21	239.70	253.70	305.92	326.17	72
Q1-21	236.10	250.35	303.50	323.75	73
Q2-21	241.45	255.12	307.42	327.25	72
Q3-21	245.20	259.20	311.84	330.92	72
Q4-21	246.70	262.62	315.67	334.59	72
CAL21	242.80	258.05	310.80	326.05	68



### Fuel Oil Market News

The front crack opened at -6.3 before strengthening to -6.20, before falling to -6.30 and then -6.25 where it hovered and bounced through to the end of the day where it weakened to -6.4 and ended at -6.35. The Cal21 Crack was valued at -6.85.

The front Sing and Euro Fogos strengthened into the early afternoon before tapering off sharply on the late afternoon where the Sing front fogo ended the day at -23, and the Euro ending at -45.5 at 1627BST.

	Rott GOFO	Sing GOFO	R FoGo	S FoGo	Rott Hi5
Nov20	115.97	100.72	-45.50	-23.00	70
Dec20	119.06	102.85	-49.09	-27.13	70
Jan21	121.86	104.25	-53.64	-30.28	68
Feb21	124.31	105.88	-57.09	-32.41	67
Mar21	125.90	107.39	-59.18	-34.67	67
Apr21	127.75	109.54	-61.53	-37.07	66
Q1-21	124.05	105.86	-56.65	-32.46	67
Q2-21	128.07	111.35	-62.10	-39.21	66
Q3-21	135.35	117.25	-68.72	-45.53	67
Q4-21	140.00	119.99	-71.03	-48.02	69
CAL21	134.49	115.17	-66.49	-47.17	68

# FIS Fuel Oil Daily Evening Report

London +44 20 7090 1134 - info@freightinvestor.com | Singapore +65 6535 5189 - info@freightinvestor.asia | Shanghai +86 21 63012568

## 06 October 2020

### TIME SPREADS FUEL

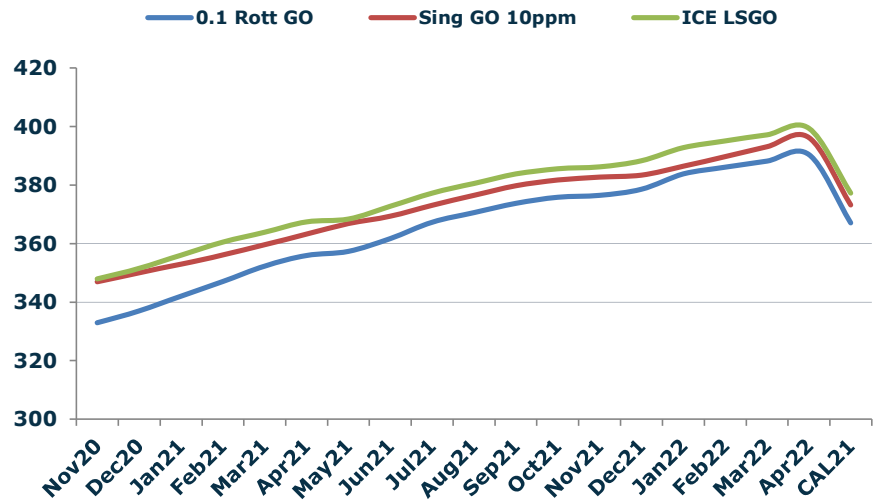
	Barges 3.5 %	Sing 380cst	Rott 0.5%	Sing 0.5%
Nov20/Dec20	-0.50	-1.00	0.00	1.00
Dec20/Jan21	-1.75	-1.50	0.00	0.25
Jan21/Feb21	-2.00	-1.50	-1.00	-1.00
Feb21/Mar21	-1.75	-2.00	-1.25	-1.25
Mar21/Apr21	-1.75	-1.50	-1.25	-1.25
Q1-21/Q2-21	-5.35	-4.77	-3.92	-3.50
Q2-21/Q3-21	-3.75	-4.08	-4.42	-3.67
Q3-21/Q4-21	-1.50	-3.42	-3.83	-3.67
CAL21/CAL22	-15.25	-14.50	-15.25	-20.50

### GASOIL CURVES

	Rott 0.1	SGO 10ppm	ICE GO
Nov20	332.9	346.9	347.9
Dec20	337.0	350.0	351.5
Jan21	342.1	353.0	356.1
Feb21	347.0	356.1	360.5
Mar21	352.4	359.6	363.9
Apr21	356.0	363.2	367.5
Q1-21	346.2	356.2	360.2
Q2-21	358.0	366.5	369.5
Q3-21	370.1	376.4	380.6
Q4-21	376.9	382.6	386.7
CAL21	367.0	373.2	377.3

### EW SPREAD

	EW380	EW0.5%
Nov20	14.25	21.50
Dec20	14.75	20.50
Jan21	14.50	20.25
Feb21	14.00	20.25
Mar21	14.25	20.25
Apr21	14.00	20.25
Q1-21	14.25	20.25
Q2-21	13.67	19.83
Q3-21	14.00	19.08
Q4-21	15.92	18.92
CAL21	15.25	15.25
CAL22	14.50	20.50



### Contact US:

#### Luke Longhurst

Email: [luke1@freightinvestor.com](mailto:luke1@freightinvestor.com)

Mobile: (+44) 7966 968761

#### Jessie Deng

Email: [jessied@freightinvestor.com](mailto:jessied@freightinvestor.com)

Mobile: (+86) 13524516743

#### Chris Hudson

Email: [chrish@freightinvestor.com](mailto:chrish@freightinvestor.com)

Mobile: (+44) 7738 697750

#### Jarryd Smith

Email: [jarryds@freightinvestor.com](mailto:jarryds@freightinvestor.com)

Mobile: (+65) 8798 4987

#### Ricky Forman

Email: [rickyf@freightinvestor.com](mailto:rickyf@freightinvestor.com)

Mobile: (+44) 7868 708719

The information provided in this communication is not intended for retail clients. It is general in nature only and does not constitute advice or an offer to sell, or the solicitation of an offer to purchase any swap or other financial instruments, nor constitute any recommendation on our part. The information has been prepared without considering your investment objectives, financial situation, or knowledge and experience. This material is not a research report and is not intended as such. FIS is not responsible for any trading decisions taken based on this communication. Trading swaps and over-the-counter derivatives, exchange-traded derivatives, and options involve substantial risk and are not suitable for all investors. You are advised to perform an independent investigation to determine whether a transaction is suitable for you. No part of this material may be copied or duplicated in any form by any means or redistributed without our prior written consent. Freight Investor Services Ltd (FIS) is authorised and regulated by the Financial Conduct Authority (FRN: 211452) and is a member of the National Futures Association ("NFA"). Freight Investor Services PTE Ltd ('FIS PTE') is a private limited company, incorporated and registered in Singapore with company number 200603922G, and has subsidiary offices in India and Shanghai. Freight Investor Solutions DMCC ('FIS DMCC') is a private limited company, incorporated and registered in Dubai with company number DMCC1225. Further information about FIS including the location of its offices can be found on our website at [www.freightinvestorservices.com](http://www.freightinvestorservices.com)