

FIS Fuel Oil Daily Evening Report

London +44 20 7090 1134 - info@freightinvestor.com | Singapore +65 6535 5189 - info@freightinvestor.asia | Shanghai +86 21 63012568

07 October 2020

Oil and Energy Market News

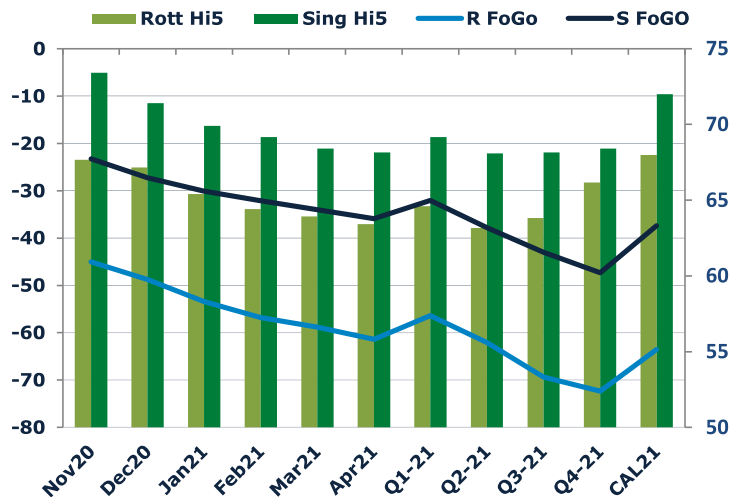
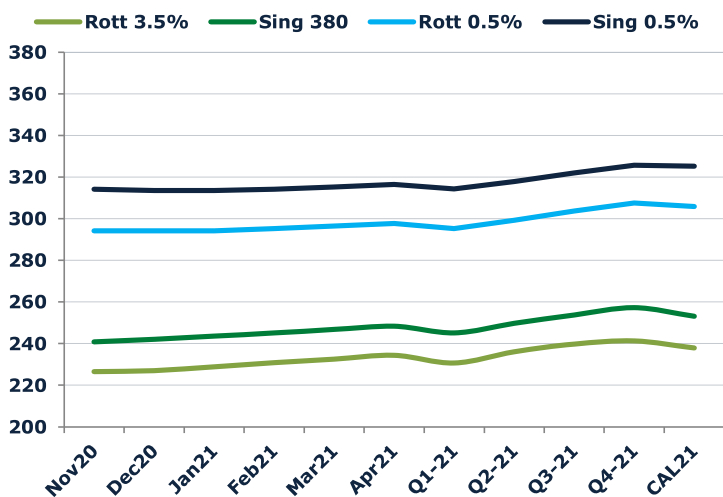
Oil prices end the day in the red at -2.7% at 16.30BST, printing \$41.51 per barrel. Highs in the day reached \$42.42 with lows of \$41.36 per barrel.

EIA data released today reported a crude build of 500,000 barrels, which subsequently signaled some mixed sentiments within the market as analysts had not expected such a rise, alluding to figures at only around 294,000-barrel builds.

Brent

41.59

	Barges 3.5 %	Sing 380cst	Rott 0.5%	Sing 0.5%	Sing Hi5
Nov20	226.60	240.85	294.26	314.26	73
Dec20	227.10	242.10	294.26	313.51	71
Jan21	228.85	243.60	294.26	313.51	70
Feb21	230.85	245.10	295.26	314.26	69
Mar21	232.60	246.85	296.51	315.26	68
Apr21	234.35	248.35	297.76	316.51	68
Q1-21	230.75	245.20	295.35	314.35	69
Q2-21	236.10	249.77	299.26	317.84	68
Q3-21	239.85	253.85	303.68	322.01	68
Q4-21	241.35	257.27	307.51	325.68	68
CAL21	237.95	253.20	305.95	325.20	72



Fuel Oil Market News

The front crack opened at -6.4 before weakening to -6.45. the front crack then strengthened throughout the day through -6.4, -6.35, -6.25 but it ended the day weaker at -6.4. The Cal21 Crack was valued at -6.85.

The front Sing and Euro Fogos remained relatively stable from yesterday to print -23.25 and -45 respectively and saw little activity trade in the day.

	Rott GOFO	Sing GOFO	R FoGo	S FoGO	Rott Hi5
Nov20	112.66	96.66	-45.00	-23.25	68
Dec20	115.91	98.69	-48.74	-27.28	67
Jan21	118.79	100.02	-53.38	-30.11	65
Feb21	121.20	101.28	-56.79	-32.12	64
Mar21	122.75	102.43	-58.84	-34.02	64
Apr21	124.76	104.06	-61.35	-35.90	63
Q1-21	120.95	101.23	-56.35	-32.08	65
Q2-21	125.20	105.92	-62.03	-37.84	63
Q3-21	133.16	111.13	-69.33	-42.97	64
Q4-21	138.48	115.71	-72.32	-47.30	66

FIS Fuel Oil Daily Evening Report

London +44 20 7090 1134 - info@freightinvestor.com | Singapore +65 6535 5189 - info@freightinvestor.asia | Shanghai +86 21 63012568

07 October 2020

TIME SPREADS FUEL

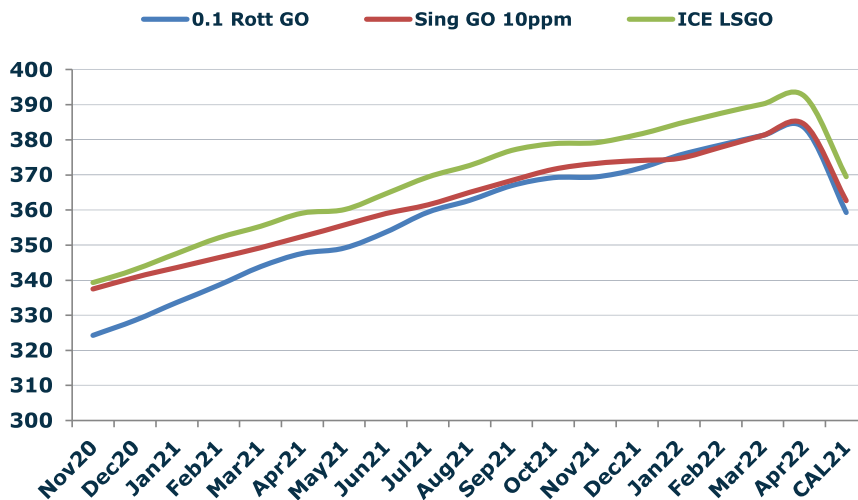
	Barges 3.5 %	Sing 380cst	Rott 0.5%	Sing 0.5%
Nov20/Dec20	-0.50	-1.25	0.00	0.75
Dec20/Jan21	-1.75	-1.50	0.00	0.00
Jan21/Feb21	-2.00	-1.50	-1.00	-0.75
Feb21/Mar21	-1.75	-1.75	-1.25	-1.00
Mar21/Apr21	-1.75	-1.50	-1.25	-1.25
Q1-21/Q2-21	-5.35	-4.57	-3.91	-3.49
Q2-21/Q3-21	-3.75	-4.08	-4.42	-4.17
Q3-21/Q4-21	-1.50	-3.42	-3.83	-3.67
CAL21/CAL22	-10.25	-13.00	-10.25	-15.00

GASOIL CURVES

	Rott 0.1	SGO 10ppm	ICE GO
Nov20	324.3	337.5	339.3
Dec20	328.5	340.8	343.0
Jan21	333.6	343.6	347.6
Feb21	338.6	346.4	352.1
Mar21	343.9	349.3	355.4
Apr21	347.6	352.4	359.1
Q1-21	337.7	346.4	351.7
Q2-21	349.8	355.7	361.3
Q3-21	362.5	365.0	373.0
Q4-21	370.1	373.0	379.8
CAL21	359.3	362.6	369.5

EW SPREAD

	EW380	EW0.5%
Nov20	14.25	20.00
Dec20	15.00	19.25
Jan21	14.75	19.25
Feb21	14.25	19.00
Mar21	14.25	18.75
Apr21	14.00	18.75
Q1-21	14.45	19.00
Q2-21	13.67	18.58
Q3-21	14.00	18.33
Q4-21	15.92	18.17
CAL21	15.25	19.25
CAL22	18.00	24.00



Contact US:

Luke Longhurst

Email: lukel@freightinvestor.com

Mobile: (+44) 7966 968761

Jessie Deng

Email: jessied@freightinvestor.com

Mobile: (+86) 13524516743

Chris Hudson

Email: chrish@freightinvestor.com

Mobile: (+44) 7738 697750

Jarryd Smith

Email: jarryds@freightinvestor.com

Mobile: (+65) 8798 4987

Ricky Forman

Email: rickyf@freightinvestor.com

Mobile: (+44) 7868 708719