

FIS Fuel Oil Daily Evening Report

London +44 20 7090 1134 - info@freightinvestor.com | Singapore +65 6535 5189 - info@freightinvestor.asia | Shanghai +86 21 63012568

09 October 2020

Oil and Energy Market News

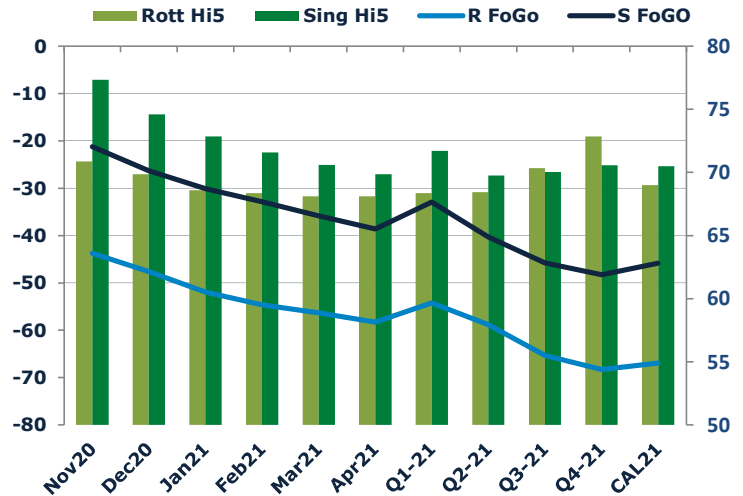
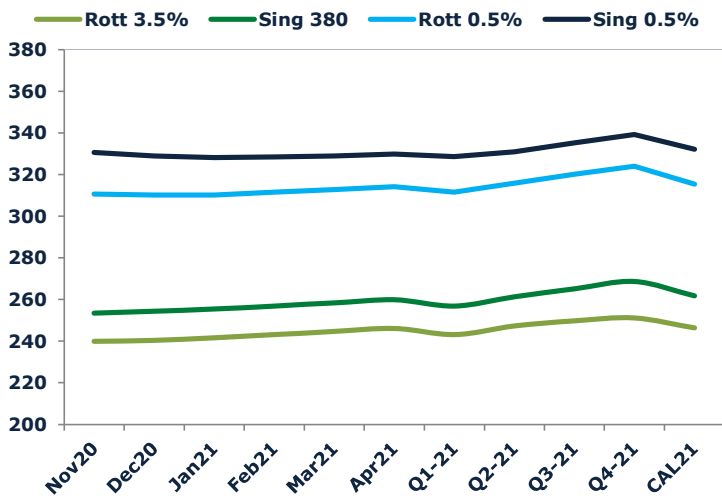
Oil prices end the day up at 1641BST, printing \$43.53 per barrel up 0.44%. Highs in the day reached \$43.57 with lows of \$42.85 per barrel.

Norwegian oil workers' strike could be ending on Friday after 10 days if a new set of proposal are agreed said the head of the Union Lederne. This would put an end to the possible cut of 25% of output that was scheduled and predicted by 14th October if talks are not productive. (Reuters)

Brent

43.53

	Barges 3.5 %	Sing 380cst	Rott 0.5%	Sing 0.5%	Sing Hi5
Nov20	239.90	253.40	310.75	330.75	77
Dec20	240.40	254.40	310.25	329.00	75
Jan21	241.65	255.40	310.25	328.25	73
Feb21	243.15	256.90	311.50	328.50	72
Mar21	244.65	258.40	312.75	329.00	71
Apr21	246.15	259.90	314.25	329.75	70
Q1-21	243.15	256.90	311.50	328.60	72
Q2-21	247.32	261.25	315.75	331.00	70
Q3-21	249.82	265.20	320.17	335.25	70
Q4-21	251.15	268.62	324.00	339.17	71
CAL21	246.45	261.70	315.45	332.20	71



Fuel Oil Market News

The front crack opened at -6.35. it strengthened from there throughout the day through -6.25 to -6.2 and then -6.15 but then weakened to end the day at -6.20. The Cal21 Crack was valued at 6.90.

The front Sing and Euro FoGos remained flat at -21 .25 and -43.75 respectively at the end of the day on Friday. The Barges and Sing 0.5% continued into backwardation after a strengthening of the time spreads today.

	Rott GOFO	Sing GOFO	R FoGo	S FoGo	Rott Hi5
Nov20	114.60	98.60	-43.75	-21.25	71
Dec20	117.45	100.95	-47.60	-26.35	70
Jan21	120.50	102.93	-51.90	-30.08	69
Feb21	122.93	104.49	-54.58	-32.89	68
Mar21	124.43	106.41	-56.33	-35.81	68
Apr21	126.34	108.49	-58.24	-38.64	68
Q1-21	122.60	104.61	-54.25	-32.91	68
Q2-21	127.23	110.05	-58.80	-40.30	68
Q3-21	135.68	115.78	-65.33	-45.73	70
Q4-21	141.10	118.85	-68.25	-48.30	73
CAL21	135.97	116.38	-66.97	-45.88	69

FIS Fuel Oil Daily Evening Report

London +44 20 7090 1134 - info@freightinvestor.com | Singapore +65 6535 5189 - info@freightinvestor.asia | Shanghai +86 21 63012568

09 October 2020

TIME SPREADS FUEL

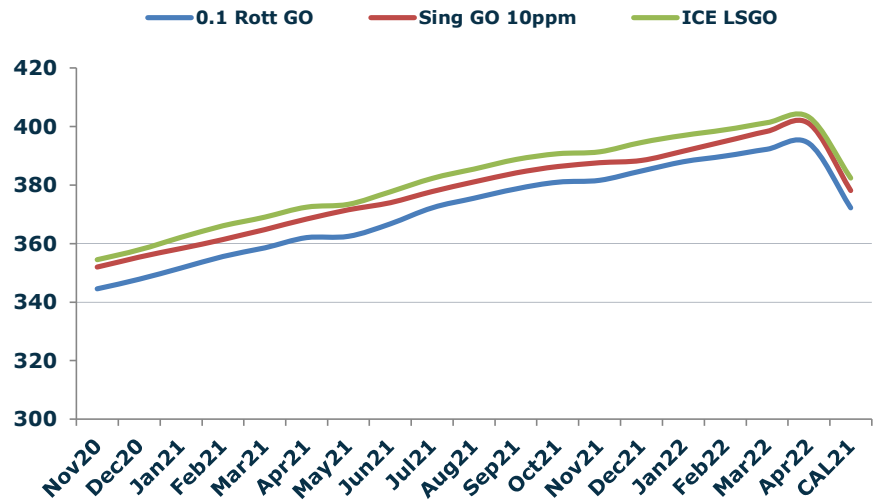
	Barges 3.5 %	Sing 380cst	Rott 0.5%	Sing 0.5%
Nov20/Dec20	-0.50	-1.00	0.50	1.75
Dec20/Jan21	-1.25	-1.00	0.00	0.75
Jan21/Feb21	-1.50	-1.50	-1.25	-0.25
Feb21/Mar21	-1.50	-1.50	-1.25	-0.50
Mar21/Apr21	-1.50	-1.50	-1.50	-0.75
Q1-21/Q2-21	-4.17	-4.35	-4.25	-2.40
Q2-21/Q3-21	-2.50	-3.95	-4.42	-4.25
Q3-21/Q4-21	-1.33	-3.42	-3.83	-3.92
CAL21/CAL22	-8.50	-11.75	-8.5	-15.25

GASOIL CURVES

	Rott 0.1	SGO 10ppm	ICE GO
Nov20	344.5	352.0	354.5
Dec20	347.9	355.4	357.9
Jan21	351.6	358.3	362.1
Feb21	355.6	361.4	366.1
Mar21	358.6	364.8	369.1
Apr21	362.0	368.4	372.5
Q1-21	355.3	361.5	365.8
Q2-21	364.0	371.3	374.5
Q3-21	375.0	381.0	385.5
Q4-21	382.7	387.5	392.2
CAL21	372.2	378.1	382.4

EW SPREAD

	EW380	EW0.5%
Nov20	13.50	20.00
Dec20	14.00	18.75
Jan21	13.75	18.00
Feb21	13.75	17.00
Mar21	13.75	16.25
Apr21	13.75	15.50
Q1-21	13.75	17.10
Q2-21	13.93	15.25
Q3-21	15.38	15.08
Q4-21	17.47	15.17
CAL21	15.25	16.75
CAL22	18.50	23.50



Contact US:

Luke Longhurst

Email: luke1@freightinvestor.com

Mobile: (+44) 7966 968761

Jessie Deng

Email: jessied@freightinvestor.com

Mobile: (+86) 13524516743

Chris Hudson

Email: chrish@freightinvestor.com

Mobile: (+44) 7738 697750

Jarryd Smith

Email: jarryds@freightinvestor.com

Mobile: (+65) 8798 4987

Ricky Forman

Email: rickyf@freightinvestor.com

Mobile: (+44) 7868 708719

The information provided in this communication is not intended for retail clients. It is general in nature only and does not constitute advice or an offer to sell, or the solicitation of an offer to purchase any swap or other financial instruments, nor constitute any recommendation on our part. The information has been prepared without considering your investment objectives, financial situation, or knowledge and experience. This material is not a research report and is not intended as such. FIS is not responsible for any trading decisions taken based on this communication. Trading swaps and over-the-counter derivatives, exchange-traded derivatives, and options involve substantial risk and are not suitable for all investors. You are advised to perform an independent investigation to determine whether a transaction is suitable for you. No part of this material may be copied or duplicated in any form by any means or redistributed without our prior written consent. Freight Investor Services Ltd (FIS) is authorised and regulated by the Financial Conduct Authority (FRN: 211452) and is a member of the National Futures Association ("NFA"). Freight Investor Services PTE Ltd ('FIS PTE') is a private limited company, incorporated and registered in Singapore with company number 200603922G, and has subsidiary offices in India and Shanghai. Freight Investor Solutions DMCC ('FIS DMCC') is a private limited company, incorporated and registered in Dubai with company number DMCC1225. Further information about FIS including the location of its offices can be found on our website at www.freightinvestorservices.com