

FIS Fuel Oil Daily Evening Report

London +44 20 7090 1134 - info@freightinvestor.com | Singapore +65 6535 5189 - info@freightinvestor.asia | Shanghai +86 21 63012568

23 October 2020

Oil and Energy Market News

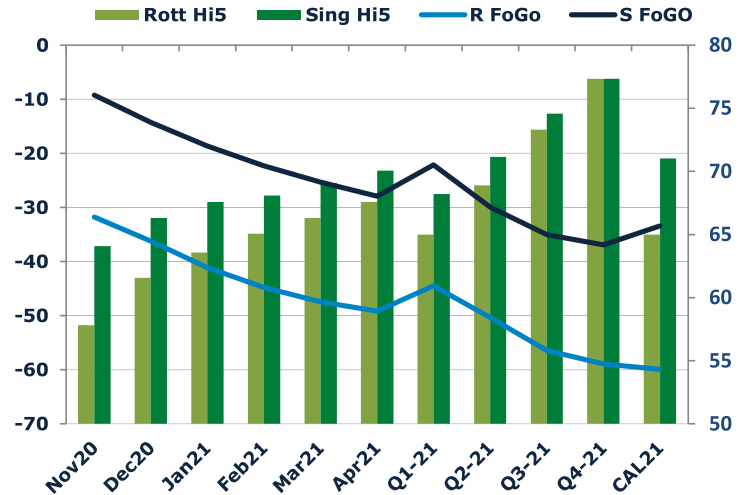
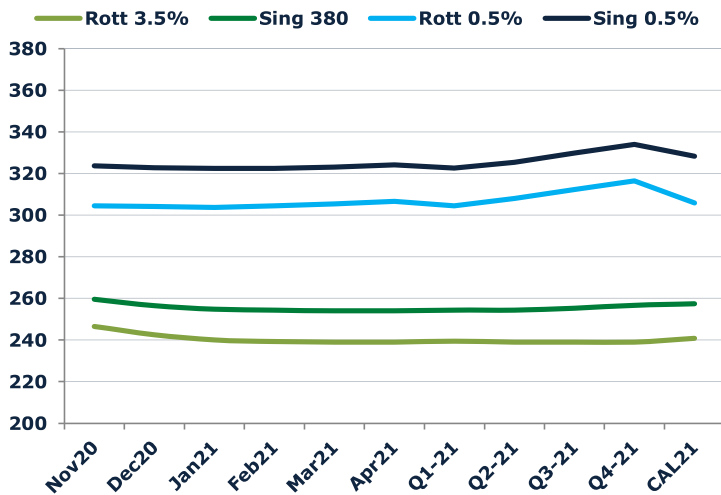
Oil prices end the day down at 1624BST, printing \$42.37 per barrel, down 0.28%. High in the day reached \$42.80 with lows of \$42.18 per barrel.

oil is above \$42 per barrel, on course for the first loss in three weeks as coronavirus cases rise but this was partially offset by the bullish news of the supply cuts in output level as the next OPEC+ meeting nears. Libyan oil supply has now reached 500,000 bpd and is due to rise further by the end of October. (Reuters)

Brent

42.37

	Barges 3.5 %	Sing 380cst	Rott 0.5%	Sing 0.5%	Sing Hi5
Nov20	246.60	259.60	304.42	323.67	64
Dec20	242.60	256.60	304.17	322.92	66
Jan21	240.10	254.85	303.67	322.42	68
Feb21	239.35	254.35	304.42	322.42	68
Mar21	239.10	254.10	305.42	323.17	69
Apr21	239.10	254.10	306.67	324.17	70
Q1-21	239.50	254.45	304.50	322.65	68
Q2-21	239.10	254.35	308.00	325.50	71
Q3-21	239.10	255.35	312.42	329.92	75
Q4-21	239.10	256.77	316.42	334.09	77
CAL21	240.90	257.40	305.90	328.40	71



Fuel Oil Market News

The front crack opened at -3.45 and it strengthened from there through levels to -3.20 where it then bounced back down to -3.85 at the end of the day. The Cal21 Crack was valued at -6.30.

The front Sing and Euro were bouncing around today, with both strengthening throughout the day to print -31.75 and -9.25. The Barges and Sing 0.5% fuel oils continued heavily into backwardation on the front months, with the HSFO also in backwardation at the front.

	Rott GOFO	Sing GOFO	R FoGo	S FoGO	Rott Hi5
Nov20	89.57	73.32	-31.75	-9.25	58
Dec20	97.76	80.57	-36.19	-14.25	62
Jan21	104.72	86.19	-41.15	-18.62	64
Feb21	109.88	90.42	-44.81	-22.35	65
Mar21	113.80	94.39	-47.48	-25.32	66
Apr21	116.73	97.97	-49.15	-27.90	68
Q1-21	109.50	90.32	-44.50	-22.12	65
Q2-21	119.23	101.09	-50.32	-29.94	69
Q3-21	129.74	109.61	-56.42	-35.04	73
Q4-21	136.27	114.25	-58.95	-36.93	77
CAL21	124.91	104.46	-59.91	-33.46	65

23 October 2020

TIME SPREADS FUEL

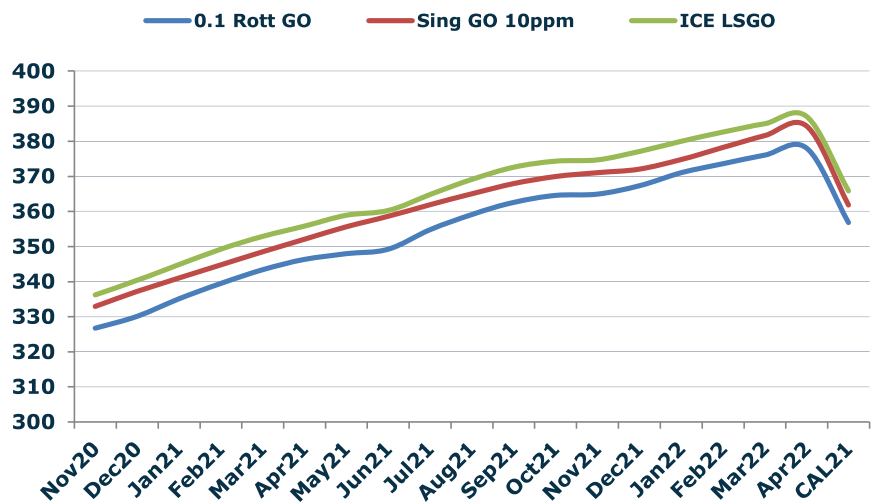
	Barges 3.5 %	Sing 380cst	Rott 0.5%	Sing 0.5%
Nov20/Dec20	4.00	3.00	0.25	0.75
Dec20/Jan21	2.50	1.75	0.50	0.50
Jan21/Feb21	0.75	0.50	-0.75	0.00
Feb21/Mar21	0.25	0.25	-1.00	-0.75
Mar21/Apr21	0.00	0.00	-1.25	-1.00
Q1-21/Q2-21	0.40	0.10	-3.50	-2.85
Q2-21/Q3-21	0.00	-1.00	-4.42	-4.42
Q3-21/Q4-21	0.00	-1.42	-4.00	-4.17
CAL21/CAL22	-8.50	-11.75	-8.5	-25.75

GASOIL CURVES

	Rott 0.1	SGO 10ppm	ICE GO
Nov20	326.7	332.9	336.2
Dec20	330.1	337.2	340.4
Jan21	335.1	341.0	344.8
Feb21	339.5	344.8	349.2
Mar21	343.4	348.5	352.9
Apr21	346.3	352.1	355.8
Q1-21	339.5	344.8	349.0
Q2-21	348.8	355.4	358.3
Q3-21	359.8	365.0	368.8
Q4-21	367.6	371.0	375.4
CAL21	356.8	361.9	365.8

EW SPREAD

	EW380	EW0.5%
Nov20	13.00	19.25
Dec20	14.00	18.75
Jan21	14.75	18.75
Feb21	15.00	18.00
Mar21	15.00	17.75
Apr21	15.00	17.50
Q1-21	14.95	18.15
Q2-21	15.25	17.50
Q3-21	16.25	17.50
Q4-21	17.67	17.67
CAL21	16.50	22.50
CAL22	19.75	39.75



Contact US:

Luke Longhurst

Email: lukel@freightinvestor.com

Mobile: (+44) 7966 968761

Jessie Deng

Email: jessied@freightinvestor.com

Mobile: (+86) 13524516743

Chris Hudson

Email: chrish@freightinvestor.com

Mobile: (+44) 7738 697750

Jarryd Smith

Email: jarryds@freightinvestor.com

Mobile: (+65) 8798 4987

Ricky Forman

Email: rickyf@freightinvestor.com

Mobile: (+44) 7868 708719