

# FIS Fuel Oil Daily Evening Report

London +44 20 7090 1134 - info@freightinvestor.com | Singapore +65 6535 5189 - info@freightinvestor.asia | Shanghai +86 21 63012568

## 10 December 2020

### Oil and Energy Market News

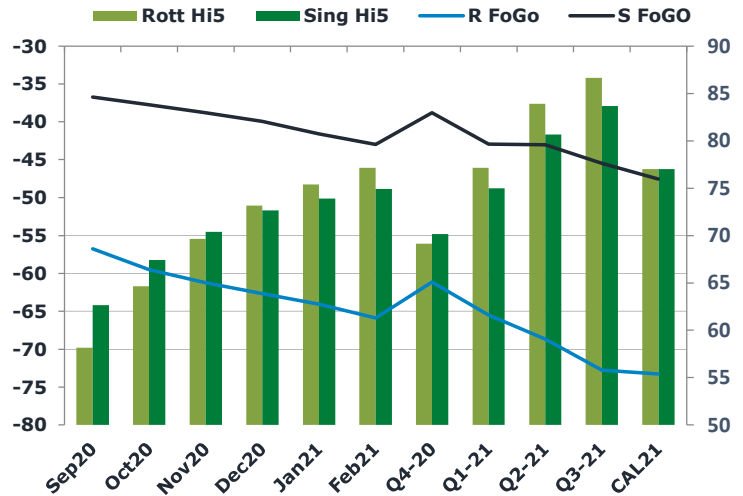
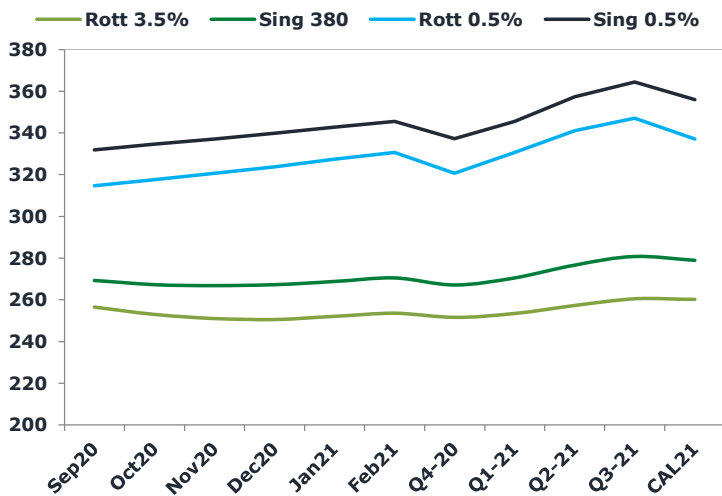
Oil prices end the day up at 1700GMT, printing \$50.70 per barrel, up 3.75%. High in the day reached \$51.06 with lows of \$48.86 per barrel.

Oil surges this afternoon to highs of \$51+ per barrel as the optimism from the vaccine took hold of the oil market participant thinking and methodology, just a day after the EIA reports a crude build of 15 million barrels. The levels are the highest since the pandemic hit as the vaccine seems to have offered hope of a quicker than expected recovery in demand, with the US potentially rolling out vaccines as early as this weekend.

### Brent

**50.70**

	Barges 3.5 %	Sing 380cst	Rott 0.5%	Sing 0.5%	Sing Hi5
Jan21	277.50	294.50	360.73	380.48	86
Feb21	277.50	294.50	361.48	381.48	87
Mar21	277.00	294.25	361.98	382.48	88
Apr21	275.25	293.00	362.48	383.23	90
May21	273.50	291.50	362.98	383.73	92
Jun21	271.50	290.00	363.48	384.23	94
Q1-21	277.35	294.40	361.40	381.50	87
Q2-21	273.42	291.50	362.98	383.73	92
Q3-21	266.92	286.50	364.23	384.98	98
Q4-21	260.08	281.33	364.89	385.81	104
CAL21	272.30	291.05	359.30	381.05	90



### Fuel Oil Market News

The front crack opened at -6.35 before weakening throughout the day as Brent continued to push, to print levels of -6.85. The Cal21 Crack was valued at -7.15.

The front Sing and Euro ended the day printing the same as yesterday's figures, at -58.00 and -36.00.

	Rott GOFO	Sing GOFO	R FoGo	S FoGo	Rott Hi5
Jan21	141.23	121.98	-58.00	-36.00	83
Feb21	143.33	123.24	-59.35	-36.27	84
Mar21	145.44	124.61	-60.47	-36.38	85
Apr21	148.25	127.13	-61.03	-36.90	87
May21	150.83	129.97	-61.36	-37.74	89
Jun21	154.15	132.66	-62.17	-38.43	92
Q1-21	143.30	123.29	-59.25	-36.19	84
Q2-21	151.08	129.92	-61.52	-37.69	90
Q3-21	161.77	138.94	-64.46	-40.46	97
Q4-21	168.90	146.34	-64.09	-41.87	105
CAL21	153.41	132.01	-66.41	-42.01	87

# FIS Fuel Oil Daily Evening Report

London +44 20 7090 1134 - info@freightinvestor.com | Singapore +65 6535 5189 - info@freightinvestor.asia | Shanghai +86 21 63012568

## 10 December 2020

### TIME SPREADS FUEL

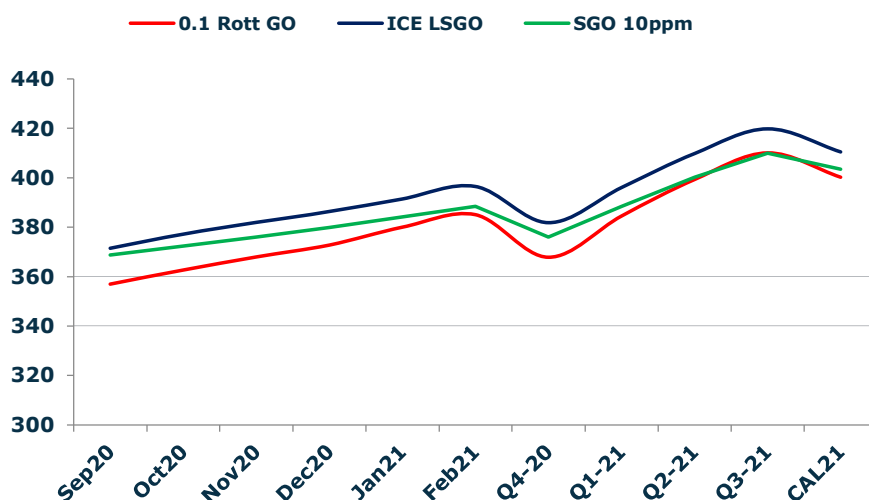
	Barges 3.5	S 380	Rott 0.5%	Sing 0.5%
Jan21/Feb21	0.00	0.00	-0.75	-1.00
Feb21/Mar21	0.50	0.25	-0.50	-1.00
Mar21/Apr21	1.75	1.25	-0.50	-0.75
Apr21/May21	1.75	1.50	-0.50	-0.50
May21/Jun21	2.00	1.50	-0.50	-0.50
Q1-21/Q2-21	3.93	2.90	-1.58	-2.23
Q2-21/Q3-21	6.50	5.00	-1.25	-1.25
Q3-21/Q4-21	6.83	5.17	-0.67	-0.83
CAL21/CAL22	10.75	10.75	10.75	3.25

### GASOIL CURVES

	Rott 0.1	SGO 10ppm	ICE GO
Jan21	411.0	416.5	418.7
Feb21	412.8	417.7	420.8
Mar21	414.4	418.9	422.4
Apr21	415.0	420.1	423.5
May21	415.8	421.5	424.3
Jun21	417.1	422.7	425.6
Q1-21	412.2	417.7	420.7
Q2-21	416.2	421.4	424.5
Q3-21	420.7	425.4	428.7
Q4-21	421.7	427.7	429.0
CAL21	417.3	423.1	425.7

### EW SPREAD

	EW380	EW0.5%
Jan21	17.00	19.75
Feb21	17.00	20.00
Mar21	17.25	20.50
Apr21	17.75	20.75
May21	18.00	20.75
Jun21	18.50	20.75
Q1-21	17.05	20.10
Q2-21	18.08	20.75
Q3-21	19.58	20.75
Q4-21	21.25	20.92
CAL21	18.75	21.75



### Contact US:

#### Luke Longhurst

Email: lukel@freightinvestor.com

Mobile: (+44) 7966 968761

#### Jessie Deng

Email: jessied@freightinvestor.com

Mobile: (+86) 13524516743

#### Chris Hudson

Email: chrish@freightinvestor.com

Mobile: (+44) 7738 697750

#### Jarryd Smith

Email: jarryds@freightinvestor.com

Mobile: (+65) 8798 4987

#### Ricky Forman

Email: rickyf@freightinvestor.com

Mobile: (+44) 7868 708719

#### Sam Twyford

Email: samt@freightinvestor.com

Mobile: (+44) 7729 118643

The information provided in this communication is not intended for retail clients. It is general in nature only and does not constitute advice or an offer to sell, or the solicitation of an offer to purchase any swap or other financial instruments, nor constitute any recommendation on our part. The information has been prepared without considering your investment objectives, financial situation, or knowledge and experience. This material is not a research report and is not intended as such. FIS is not responsible for any trading decisions taken based on this communication. Trading swaps and over-the-counter derivatives, exchange-traded derivatives, and options involve substantial risk and are not suitable for all investors. You are advised to perform an independent investigation to determine whether a transaction is suitable for you. No part of this material may be copied or duplicated in any form by any means or redistributed without our prior written consent. Freight Investor Services Ltd (FIS) is authorised and regulated by the Financial Conduct Authority (FRN: 211452) and is a member of the National Futures Association ("NFA"). Freight Investor Services PTE Ltd ('FIS PTE') is a private limited company, incorporated and registered in Singapore with company number 200603922G, and has subsidiary offices in India and Shanghai. Freight Investor Solutions DMCC ('FIS DMCC') is a private limited company, incorporated and registered in Dubai with company number DMCC1225. Further information about FIS including the location of its offices can be found on our website at [www.freightinvestorservices.com](http://www.freightinvestorservices.com)