

FIS Fuel Oil Daily Evening Report

London +44 20 7090 1134 - info@freightinvestor.com | Singapore +65 6535 5189 - info@freightinvestor.asia | Shanghai +86 21 63012568

14 December 2020

Oil and Energy Market News

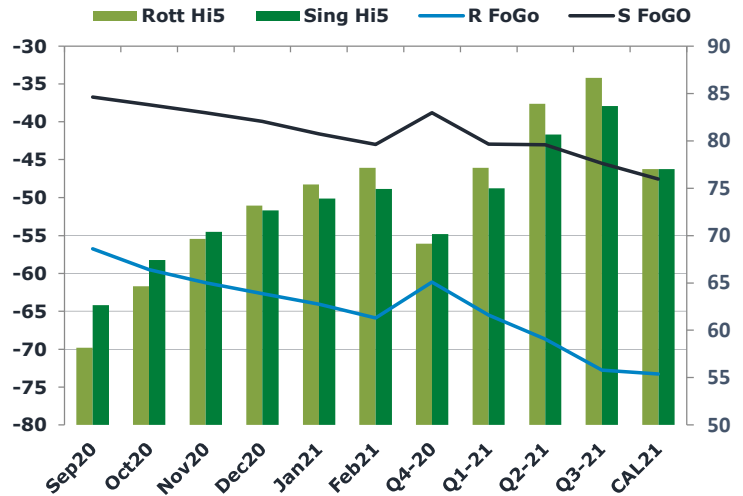
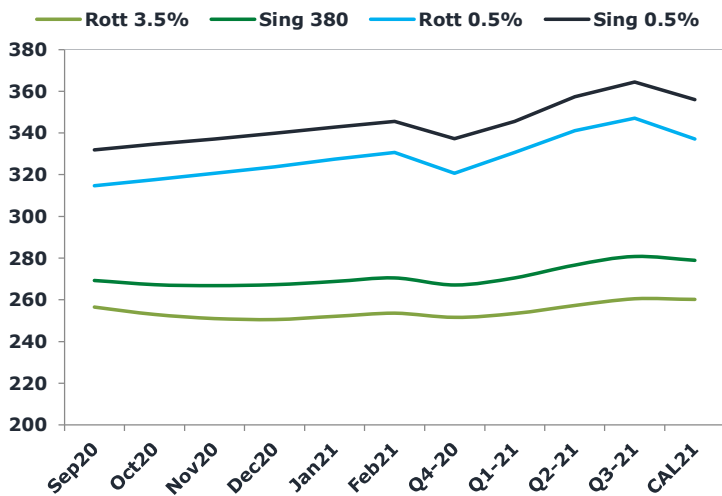
Oil prices end the day down at 1700GMT, printing \$49.72 per barrel, down 0.45%. Highs in the day reached \$50.80 with lows of \$49.13 per barrel.

Last week saw Oil prices hit the \$50 mark and peaking at over \$51 as the positive news of vaccine approvals across the UK and the US inject a bullish sentiment into the markets on the hopes of restoring some demand in air and road fuels. Gasoil closed as highs on \$411 as crude prices rose. This spike came just a day after the EIA had reported a build of 15 million barrels in crude stocks on Wednesday. This afternoon, OPEC released its Monthly report, which caused oil to ease a dollar in the two hours from 1400GMT.

Brent

49.72

	Barges 3.5 %	Sing 380cst	Rott 0.5%	Sing 0.5%	Sing Hi5
Jan21	274.70	292.70	354.91	373.41	81
Feb21	274.95	292.45	355.41	374.41	82
Mar21	274.45	292.20	356.66	375.41	83
Apr21	273.95	290.45	357.16	376.16	86
May21	272.20	288.95	357.41	376.66	88
Jun21	270.45	287.20	357.66	377.16	90
Q1-21	274.70	292.45	355.65	374.40	82
Q2-21	272.20	288.87	357.41	376.66	88
Q3-21	265.95	283.62	357.91	377.58	94
Q4-21	258.12	278.03	357.66	377.66	100
CAL21	267.20	285.95	362.20	382.95	97



Fuel Oil Market News

The front crack opened at -6.75 before strengthening to highs of -6.15, but then weakening throughout the afternoon -6.40. The Cal21 Crack was valued at -7.20.

The front Sing and Euro ended the day printing -57.75 and -38.50.

	Rott GOFO	Sing GOFO	R FoGo	S FoGo	Rott Hi5
Jan21	137.96	119.21	-57.75	-38.50	80
Feb21	140.46	120.06	-60.00	-38.10	80
Mar21	142.58	120.68	-60.36	-37.47	82
Apr21	144.25	123.10	-61.03	-37.39	83
May21	146.93	125.20	-61.71	-37.49	85
Jun21	149.93	127.69	-62.71	-37.73	87
Q1-21	140.35	119.98	-59.40	-38.03	81
Q2-21	147.03	125.33	-61.82	-37.53	85
Q3-21	157.25	133.36	-65.28	-39.40	92
Q4-21	168.08	140.46	-68.54	-40.83	100
CAL21	153.72	129.58	-58.72	-32.58	95

FIS Fuel Oil Daily Evening Report

London +44 20 7090 1134 - info@freightinvestor.com | Singapore +65 6535 5189 - info@freightinvestor.asia | Shanghai +86 21 63012568

14 December 2020

TIME SPREADS FUEL

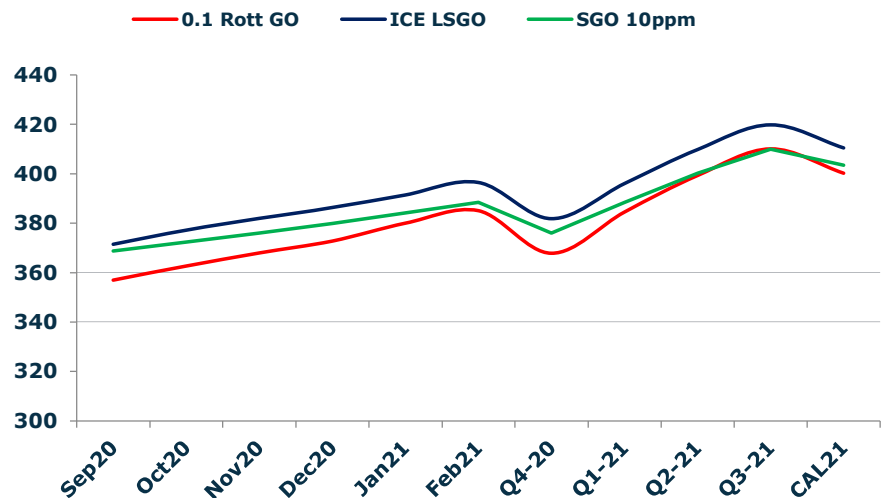
	Barges 3.5	S 380	Rott 0.5%	Sing 0.5%
Jan21/Feb21	-0.25	0.25	-0.50	-1.00
Feb21/Mar21	0.50	0.25	-1.25	-1.00
Mar21/Apr21	0.50	1.75	-0.50	-0.75
Apr21/May21	1.75	1.50	-0.25	-0.50
May21/Jun21	1.75	1.75	-0.25	-0.50
Q1-21/Q2-21	2.50	3.58	-1.76	-2.26
Q2-21/Q3-21	6.25	5.25	-0.50	-0.92
Q3-21/Q4-21	7.83	5.58	0.25	-0.08
CAL21/CAL22	10.75	10.75	10.75	-9.75

GASOIL CURVES

	Rott 0.1	SGO 10ppm	ICE GO
Jan21	404.9	411.9	412.7
Feb21	407.4	412.5	415.4
Mar21	409.0	412.9	417.0
Apr21	409.7	413.6	418.2
May21	410.6	414.1	419.1
Jun21	411.9	414.9	420.4
Q1-21	406.6	412.4	415.1
Q2-21	411.0	414.2	419.2
Q3-21	415.2	417.0	423.2
Q4-21	418.9	418.5	426.2
CAL21	412.5	415.5	420.9

EW SPREAD

	EW380	EW0.5%
Jan21	18.00	18.50
Feb21	17.50	19.00
Mar21	17.75	18.75
Apr21	16.50	19.00
May21	16.75	19.25
Jun21	16.75	19.50
Q1-21	17.75	18.75
Q2-21	16.67	19.25
Q3-21	17.67	19.67
Q4-21	19.92	20.00
CAL21	18.75	20.75



Contact US:

Luke Longhurst

Email: lukel@freightinvestor.com

Mobile: (+44) 7966 968761

Jessie Deng

Email: jessied@freightinvestor.com

Mobile: (+86) 13524516743

Chris Hudson

Email: chrish@freightinvestor.com

Mobile: (+44) 7738 697750

Jarryd Smith

Email: jarryds@freightinvestor.com

Mobile: (+65) 8798 4987

Ricky Forman

Email: rickyf@freightinvestor.com

Mobile: (+44) 7868 708719

Sam Twyford

Email: samt@freightinvestor.com

Mobile: (+44) 7729 118643

The information provided in this communication is not intended for retail clients. It is general in nature only and does not constitute advice or an offer to sell, or the solicitation of an offer to purchase any swap or other financial instruments, nor constitute any recommendation on our part. The information has been prepared without considering your investment objectives, financial situation, or knowledge and experience. This material is not a research report and is not intended as such. FIS is not responsible for any trading decisions taken based on this communication. Trading swaps and over-the-counter derivatives, exchange-traded derivatives, and options involve substantial risk and are not suitable for all investors. You are advised to perform an independent investigation to determine whether a transaction is suitable for you. No part of this material may be copied or duplicated in any form by any means or redistributed without our prior written consent. Freight Investor Services Ltd (FIS) is authorised and regulated by the Financial Conduct Authority (FRN: 211452) and is a member of the National Futures Association ("NFA"). Freight Investor Services PTE Ltd ('FIS PTE') is a private limited company, incorporated and registered in Singapore with company number 200603922G, and has subsidiary offices in India and Shanghai. Freight Investor Solutions DMCC ('FIS DMCC') is a private limited company, incorporated and registered in Dubai with company number DMCC1225. Further information about FIS including the location of its offices can be found on our website at www.freightinvestorservices.com