

FIS Fuel Oil Daily Evening Report

London +44 20 7090 1134 - info@freightinvestor.com | Singapore +65 6535 5189 - info@freightinvestor.asia | Shanghai +86 21 63012568

15 December 2020

Oil and Energy Market News

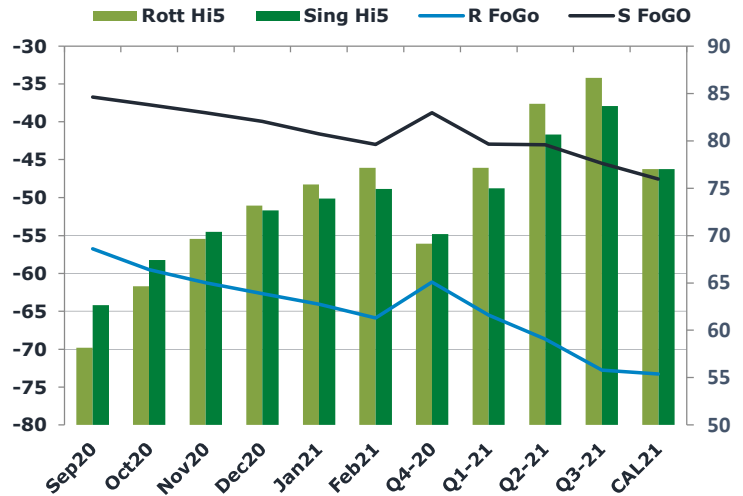
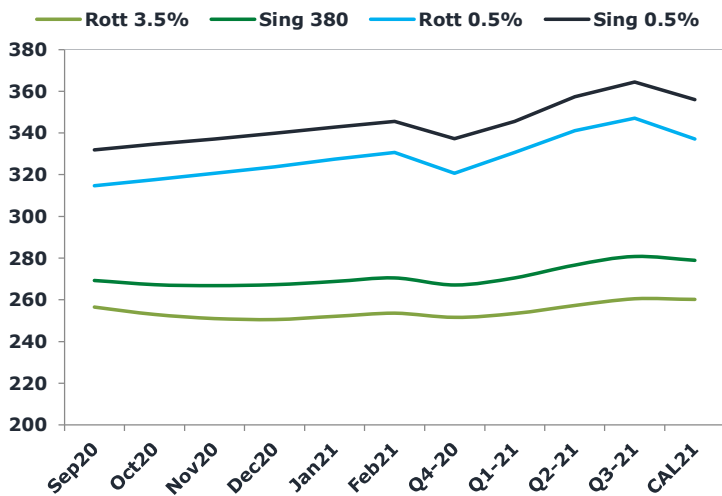
Oil prices end the day up at 1700GMT, printing \$50.66 per barrel, up 0.68%. High in the day reached \$50.89 with lows of \$49.78 per barrel.

Brent prices rose back over \$50 per barrel over the course of Tuesday as vaccine optimism offsets new lockdowns. Europe continues to be plagued with increasing virus cases and this does not seem to have damped the oil market spirits as oil continued to rise. Brent reached highs of \$51.06 in the past week, the highest level since March. (Reuters)

Brent

50.66

	Barges 3.5 %	Sing 380cst	Rott 0.5%	Sing 0.5%	Sing Hi5
Jan21	280.35	299.10	363.67	382.92	84
Feb21	280.10	297.60	364.17	383.67	86
Mar21	279.60	296.85	364.67	384.42	88
Apr21	277.60	295.35	364.92	384.92	90
May21	275.60	293.60	365.17	385.42	92
Jun21	273.35	291.85	365.42	385.92	94
Q1-21	280.00	297.85	364.15	383.65	86
Q2-21	275.52	293.60	365.17	385.42	92
Q3-21	268.10	287.85	365.42	386.17	98
Q4-21	260.02	281.93	365.17	386.17	104
CAL21	270.85	289.60	365.85	386.60	97



Fuel Oil Market News

The front crack opened at -6.35 before trading stable throughout the day hitting highs of -6.20 in the morning and lows of -6.45 in the afternoon. It ended the day trading at -6.35. The Cal21 Crack was valued at -7.45.

The front Sing and Euro ended the day printing -57.50 and -37.00.

	Rott GOFO	Sing GOFO	R FoGo	S FoGo	Rott Hi5
Jan21	140.82	120.82	-57.50	-37.00	83
Feb21	143.78	122.91	-59.71	-36.85	84
Mar21	145.78	124.19	-60.71	-36.62	85
Apr21	148.76	126.51	-61.45	-36.94	87
May21	151.56	129.07	-61.99	-37.26	90
Jun21	154.94	131.64	-62.87	-37.58	92
Q1-21	143.45	122.64	-59.30	-36.84	84
Q2-21	151.76	129.07	-62.10	-37.26	90
Q3-21	162.74	137.43	-65.42	-39.11	97
Q4-21	171.59	144.71	-66.44	-40.48	105
CAL21	157.45	134.17	-62.45	-37.17	95

FIS Fuel Oil Daily Evening Report

London +44 20 7090 1134 - info@freightinvestor.com | Singapore +65 6535 5189 - info@freightinvestor.asia | Shanghai +86 21 63012568

15 December 2020

TIME SPREADS FUEL

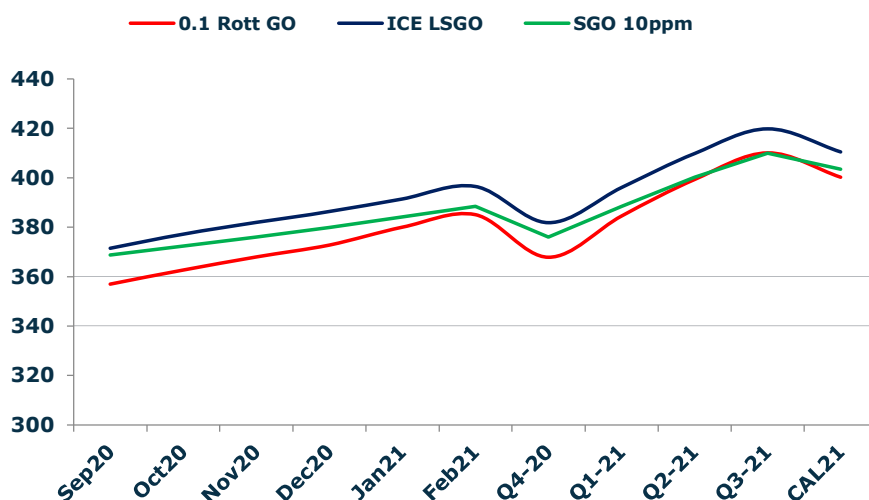
	Barges 3.5	S 380	Rott 0.5%	Sing 0.5%
Jan21/Feb21	0.25	1.50	-0.50	-0.75
Feb21/Mar21	0.50	0.75	-0.50	-0.75
Mar21/Apr21	2.00	1.50	-0.25	-0.50
Apr21/May21	2.00	1.75	-0.25	-0.50
May21/Jun21	2.25	1.75	-0.25	-0.50
Q1-21/Q2-21	4.48	4.25	-1.02	-1.77
Q2-21/Q3-21	7.42	5.75	-0.25	-0.75
Q3-21/Q4-21	8.08	5.92	0.25	0.00
CAL21/CAL22	10.75	10.75	10.75	-9.75

GASOIL CURVES

	Rott 0.1	SGO 10ppm	ICE GO
Jan21	413.4	419.9	421.2
Feb21	415.9	420.5	423.9
Mar21	417.4	421.0	425.4
Apr21	417.9	421.9	426.4
May21	418.7	422.7	427.2
Jun21	419.8	423.5	428.3
Q1-21	415.0	420.5	423.5
Q2-21	419.0	422.7	427.3
Q3-21	422.8	425.3	430.8
Q4-21	424.4	426.6	431.6
CAL21	419.9	423.8	428.3

EW SPREAD

	EW380	EW0.5%
Jan21	18.75	19.25
Feb21	17.50	19.50
Mar21	17.25	19.75
Apr21	17.75	20.00
May21	18.00	20.25
Jun21	18.50	20.50
Q1-21	17.85	19.50
Q2-21	18.08	20.25
Q3-21	19.75	20.75
Q4-21	21.92	21.00
CAL21	18.75	20.75



Contact US:

Luke Longhurst

Email: lukel@freightinvestor.com

Mobile: (+44) 7966 968761

Jessie Deng

Email: jessied@freightinvestor.com

Mobile: (+86) 13524516743

Chris Hudson

Email: chrish@freightinvestor.com

Mobile: (+44) 7738 697750

Jarryd Smith

Email: jarryds@freightinvestor.com

Mobile: (+65) 8798 4987

Ricky Forman

Email: rickyf@freightinvestor.com

Mobile: (+44) 7868 708719

Sam Twyford

Email: samt@freightinvestor.com

Mobile: (+44) 7729 118643

The information provided in this communication is not intended for retail clients. It is general in nature only and does not constitute advice or an offer to sell, or the solicitation of an offer to purchase any swap or other financial instruments, nor constitute any recommendation on our part. The information has been prepared without considering your investment objectives, financial situation, or knowledge and experience. This material is not a research report and is not intended as such. FIS is not responsible for any trading decisions taken based on this communication. Trading swaps and over-the-counter derivatives, exchange-traded derivatives, and options involve substantial risk and are not suitable for all investors. You are advised to perform an independent investigation to determine whether a transaction is suitable for you. No part of this material may be copied or duplicated in any form by any means or redistributed without our prior written consent. Freight Investor Services Ltd (FIS) is authorised and regulated by the Financial Conduct Authority (FRN: 211452) and is a member of the National Futures Association ("NFA"). Freight Investor Services PTE Ltd ('FIS PTE') is a private limited company, incorporated and registered in Singapore with company number 200603922G, and has subsidiary offices in India and Shanghai. Freight Investor Solutions DMCC ('FIS DMCC') is a private limited company, incorporated and registered in Dubai with company number DMCC1225. Further information about FIS including the location of its offices can be found on our website at www.freightinvestorservices.com