

FIS Fuel Oil Daily Evening Report

London +44 20 7090 1134 - info@freightinvestor.com | Singapore +65 6535 5189 - info@freightinvestor.asia | Shanghai +86 21 63012568

16 December 2020

Oil and Energy Market News

Oil prices end the day up at 1700GMT, printing \$50.95 per barrel, up 0.28%. Highs in the day reached \$51.19 with lows of \$50.34 per barrel.

#EIA Report

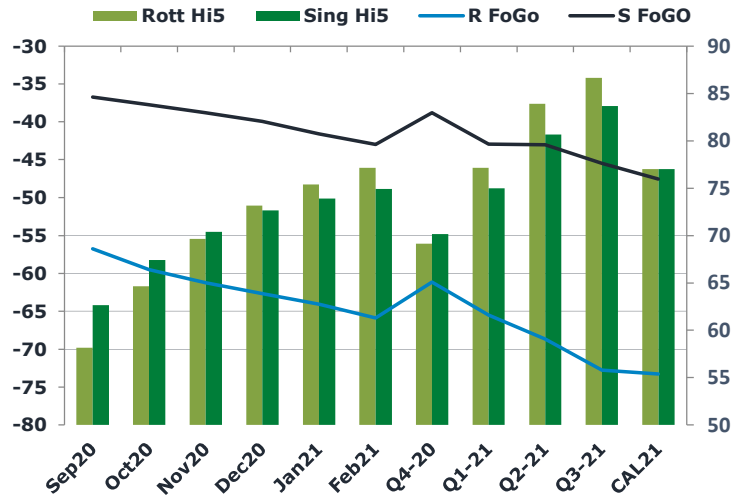
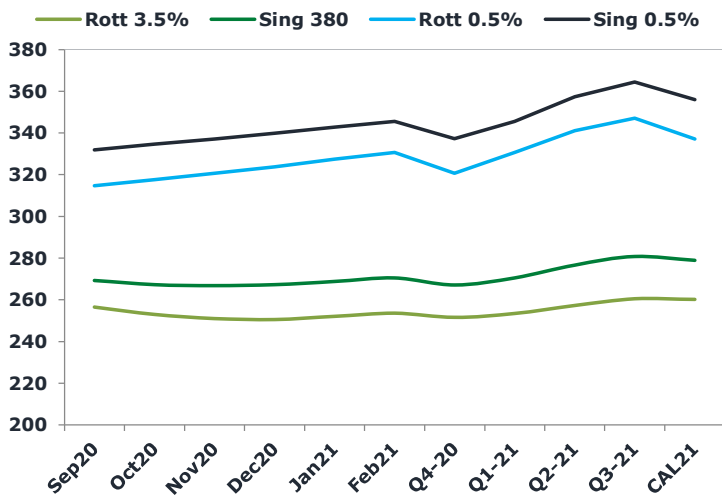
#Crude: -3,135
#Cushing: 0,198
#Distillate: 0,167
#Gasoline: 1,02
#Production: -100

Crude stocks fell as distillates and gasoline reported a build. Analysts has predicted a 1.9 million draw and so the official figures proved to be much more bearish to the market initially, but levels softened on crude by 1600GMT.

Brent

50.95

	Barges 3.5 %	Sing 380cst	Rott 0.5%	Sing 0.5%	Sing Hi5
Jan21	285.25	304.25	366.08	384.83	81
Feb21	285.00	302.75	366.58	385.58	83
Mar21	284.50	302.00	367.08	386.33	84
Apr21	282.50	300.50	367.33	386.83	86
May21	280.50	298.75	367.58	387.33	89
Jun21	278.25	297.00	367.83	387.83	91
Q1-21	284.90	303.00	366.60	385.60	83
Q2-21	280.42	298.75	367.58	387.33	89
Q3-21	273.00	293.00	367.83	388.08	95
Q4-21	264.92	287.08	367.58	388.08	101
CAL21	272.90	291.65	365.90	385.65	94



Fuel Oil Market News

The front crack opened at -6.10 before trading stable throughout the day hitting highs of -5.85. It ended the day trading at -6.00. The Cal21 Crack was valued at -7.45.

The front Sing and Euro ended the day printing -57.50 and -36.50.

	Rott GOFO	Sing GOFO	R FoGo	S FoGo	Rott Hi5
Jan21	137.83	117.08	-57.00	-36.50	81
Feb21	140.79	119.62	-59.21	-36.79	82
Mar21	142.83	121.34	-60.24	-37.01	83
Apr21	145.86	124.04	-61.03	-37.70	85
May21	148.75	126.83	-61.67	-38.25	87
Jun21	152.17	129.40	-62.59	-38.57	90
Q1-21	140.50	119.35	-58.80	-36.75	82
Q2-21	148.93	126.75	-61.76	-38.17	87
Q3-21	160.07	135.19	-65.24	-40.10	95
Q4-21	170.34	142.47	-67.68	-41.47	103
CAL21	157.87	134.75	-64.87	-40.75	93

FIS Fuel Oil Daily Evening Report

London +44 20 7090 1134 - info@freightinvestor.com | Singapore +65 6535 5189 - info@freightinvestor.asia | Shanghai +86 21 63012568

16 December 2020

TIME SPREADS FUEL

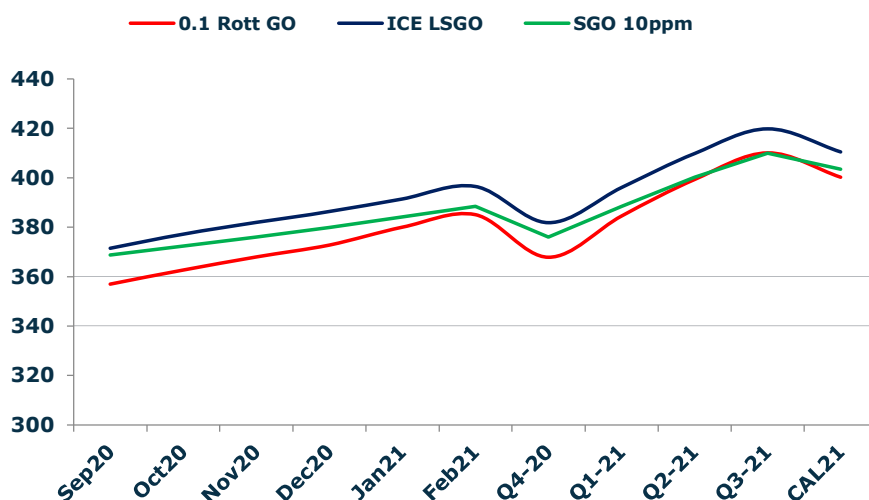
	Barges 3.5	S 380	Rott 0.5%	Sing 0.5%
Jan21/Feb21	0.25	1.50	-0.50	-0.75
Feb21/Mar21	0.50	0.75	-0.50	-0.75
Mar21/Apr21	2.00	1.50	-0.25	-0.50
Apr21/May21	2.00	1.75	-0.25	-0.50
May21/Jun21	2.25	1.75	-0.25	-0.50
Q1-21/Q2-21	4.48	4.25	-0.98	-1.73
Q2-21/Q3-21	7.42	5.75	-0.25	-0.75
Q3-21/Q4-21	8.08	5.92	0.25	0.00
CAL21/CAL22	10.75	10.75	10.75	-7.75

GASOIL CURVES

	Rott 0.1	SGO 10ppm	ICE GO
Jan21	415.3	421.3	423.1
Feb21	417.8	422.4	425.8
Mar21	419.3	423.3	427.3
Apr21	419.9	424.5	428.4
May21	420.8	425.6	429.3
Jun21	421.9	426.4	430.4
Q1-21	416.9	422.3	425.4
Q2-21	421.1	425.5	429.3
Q3-21	425.1	428.2	433.1
Q4-21	428.0	429.6	435.3
CAL21	422.4	426.4	430.8

EW SPREAD

	EW380	EW0.5%
Jan21	19.00	18.75
Feb21	17.75	19.00
Mar21	17.50	19.25
Apr21	18.00	19.50
May21	18.25	19.75
Jun21	18.75	20.00
Q1-21	18.10	19.00
Q2-21	18.33	19.75
Q3-21	20.00	20.25
Q4-21	22.17	20.50
CAL21	18.75	19.75



Contact US:

Luke Longhurst

Email: lukel@freightinvestor.com

Mobile: (+44) 7966 968761

Jessie Deng

Email: jessied@freightinvestor.com

Mobile: (+86) 13524516743

Chris Hudson

Email: chrish@freightinvestor.com

Mobile: (+44) 7738 697750

Jarryd Smith

Email: jarryds@freightinvestor.com

Mobile: (+65) 8798 4987

Ricky Forman

Email: rickyf@freightinvestor.com

Mobile: (+44) 7868 708719

Sam Twyford

Email: samt@freightinvestor.com

Mobile: (+44) 7729 118643

The information provided in this communication is not intended for retail clients. It is general in nature only and does not constitute advice or an offer to sell, or the solicitation of an offer to purchase any swap or other financial instruments, nor constitute any recommendation on our part. The information has been prepared without considering your investment objectives, financial situation, or knowledge and experience. This material is not a research report and is not intended as such. FIS is not responsible for any trading decisions taken based on this communication. Trading swaps and over-the-counter derivatives, exchange-traded derivatives, and options involve substantial risk and are not suitable for all investors. You are advised to perform an independent investigation to determine whether a transaction is suitable for you. No part of this material may be copied or duplicated in any form by any means or redistributed without our prior written consent. Freight Investor Services Ltd (FIS) is authorised and regulated by the Financial Conduct Authority (FRN: 211452) and is a member of the National Futures Association ("NFA"). Freight Investor Services PTE Ltd ('FIS PTE') is a private limited company, incorporated and registered in Singapore with company number 200603922G, and has subsidiary offices in India and Shanghai. Freight Investor Solutions DMCC ('FIS DMCC') is a private limited company, incorporated and registered in Dubai with company number DMCC1225. Further information about FIS including the location of its offices can be found on our website at www.freightinvestorservices.com