

FIS Fuel Oil Daily Evening Report

London +44 20 7090 1134 - info@freightinvestor.com | Singapore +65 6535 5189 - info@freightinvestor.asia | Shanghai +86 21 63012568

21 December 2020

Oil and Energy Market News

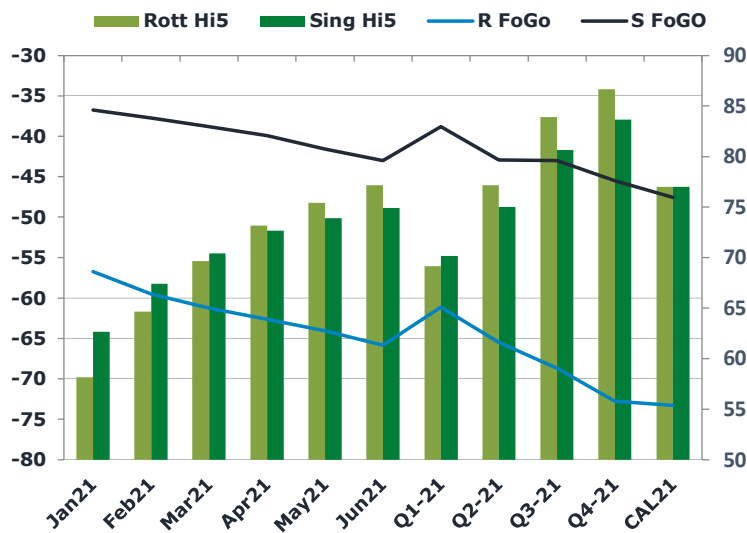
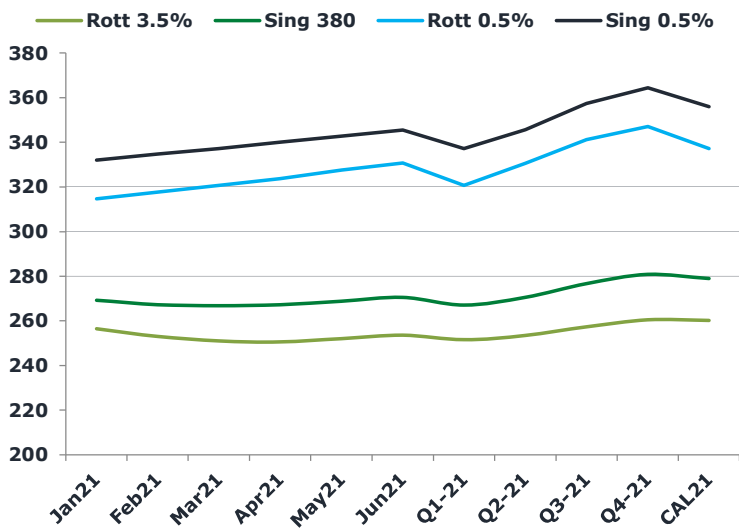
Oil prices end the day down at 1700GMT, printing \$50.00 per barrel, down 4.2%. Highs in the day reached \$52.32 with lows of \$49.20 per barrel.

In a day that has seen oil come off over 4%, Russia has come out and said that it hopes that the US President-elect does not interfere with oil producing nations plans to boost the oil market over the next year, in a bid to revive state finances across OPEC nations. Biden has made it clear that Russia is a threat to the global wellbeing and when Biden takes office, he may look at reassessing Saudi Arabian ties. (Reuters)

Brent

50.00

	Barges 3.5 %	Sing 380cst	Rott 0.5%	Sing 0.5%	Sing Hi5
Jan21	282.20	299.45	358.33	376.83	77
Feb21	281.20	297.95	358.83	377.58	80
Mar21	279.95	296.45	359.08	378.08	82
Apr21	277.20	293.70	359.33	378.58	85
May21	274.20	290.95	359.58	378.83	88
Jun21	270.95	287.95	359.83	379.08	91
Q1-21	281.10	297.95	358.75	377.50	80
Q2-21	274.12	290.87	359.58	378.83	88
Q3-21	264.53	282.53	360.08	379.58	97
Q4-21	256.28	275.95	359.83	380.25	104
CAL21	270.50	289.25	359.50	380.25	91



Fuel Oil Market News

The front crack opened at -5.75 before strengthening to -5.50 early in the morning, where it then ended the day printing at -5.65 having slightly weakened throughout the day. The Cal21 Crack was valued at -7.25.

The front Sing and Euro weakened from Friday and throughout the day to print -56.00 and -36.00.

	Rott GOFO	Sing GOFO	R FoGo	S FoGO	Rott Hi5
Jan21	132.13	113.38	-56.00	-36.00	76
Feb21	135.75	115.33	-58.12	-35.70	78
Mar21	138.58	117.95	-59.44	-36.31	79
Apr21	142.74	121.81	-60.61	-36.93	82
May21	147.07	125.61	-61.69	-37.73	85
Jun21	151.76	129.35	-62.88	-38.22	89
Q1-21	135.50	115.55	-57.85	-36.00	78

Q2-21	147.19	125.59	-61.72	-37.63	85
Q3-21	161.01	137.05	-65.46	-40.00	96
Q4-21	175.70	144.85	-72.15	-40.55	104
CAL21	153.36	128.34	-64.36	-37.34	89

DRY FFA | WET FFA | **OIL** | IRON ORE | STEEL | COKING COAL | CONTAINERS | FERTS | METALS | AFFA | PHYS FREIGHT

FIS Fuel Oil Daily Evening Report

London +44 20 7090 1134 - info@freightinvestor.com | Singapore +65 6535 5189 - info@freightinvestor.asia | Shanghai +86 21 63012568

21 December 2020

TIME SPREADS FUEL

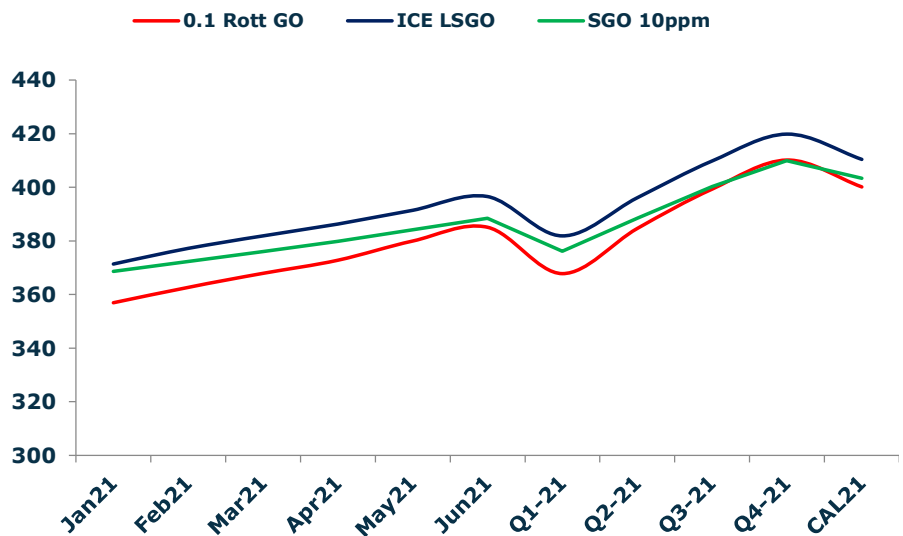
	Barges 3.5	S 380	Rott 0.5%	Sing 0.5%
Jan21/Feb21	1.00	1.50	-0.50	-0.75
Feb21/Mar21	1.25	1.50	-0.25	-0.50
Mar21/Apr21	2.75	2.75	-0.25	-0.50
Apr21/May21	3.00	2.75	-0.25	-0.25
May21/Jun21	3.25	3.00	-0.25	-0.25
Q1-21/Q2-21	6.98	7.08	-0.83	-1.33
Q2-21/Q3-21	9.58	8.33	-0.50	-0.75
Q3-21/Q4-21	8.25	6.58	0.25	-0.67
CAL21/CAL22	10.75	10.75	10.75	-10.75

GASOIL CURVES

	Rott 0.1	SGO 10ppm	ICE GO
Jan21	406.6	412.8	414.3
Feb21	409.0	413.3	417.0
Mar21	410.5	414.4	418.5
Apr21	411.4	415.5	419.9
May21	412.8	416.6	421.3
Jun21	414.2	417.3	422.7
Q1-21	408.1	413.5	416.6
Q2-21	413.1	416.5	421.3
Q3-21	417.5	419.6	425.5
Q4-21	424.7	420.8	432.0
CAL21	415.5	417.6	423.9

EW SPREAD

	EW380	EW0.5%
Jan21	17.25	18.50
Feb21	16.75	18.75
Mar21	16.50	19.00
Apr21	16.50	19.25
May21	16.75	19.25
Jun21	17.00	19.25
Q1-21	16.85	18.75
Q2-21	16.75	19.25
Q3-21	18.00	19.50
Q4-21	19.67	20.42
CAL21	18.75	20.75



Contact US:

Luke Longhurst**Email:** lukel@freightinvestor.com**Mobile:** (+44) 7966 968761**Jessie Deng****Email:** jessied@freightinvestor.com**Mobile:** (+86) 13524516743**Chris Hudson****Email:** chrish@freightinvestor.com**Mobile:** (+44) 7738 697750**Jarryd Smith****Email:** jarryds@freightinvestor.com**Mobile:** (+65) 8798 4987**Ricky Forman****Email:** rickyf@freightinvestor.com**Mobile:** (+44) 7868 708719**Sam Twyford****Email:** samt@freightinvestor.com**Mobile:** (+44) 7729 118643

The information provided in this communication is not intended for retail clients. It is general in nature only and does not constitute advice or an offer to sell, or the solicitation of an offer to purchase any swap or other financial instruments, nor constitute any recommendation on our part. The information has been prepared without considering your investment objectives, financial situation, or knowledge and experience. This material is not a research report and is not intended as such. FIS is not responsible for any trading decisions taken based on this communication. Trading swaps and over-the-counter derivatives, exchange-traded derivatives, and options involve substantial risk and are not suitable for all investors. You are advised to perform an independent investigation to determine whether a transaction is suitable for you. No part of this material may be copied or duplicated in any form by any means or redistributed without our prior written consent. Freight Investor Services Ltd (FIS) is authorised and regulated by the Financial Conduct Authority (FRN: 211452) and is a member of the National Futures Association ("NFA"). Freight Investor Services PTE Ltd ('FIS PTE') is a private limited company, incorporated and registered in Singapore with company number 200603922G, and has subsidiary offices in India and Shanghai. Freight Investor Solutions DMCC ('FIS DMCC') is a private limited company, incorporated and registered in Dubai with company number DMCC1225. Further information about FIS including the location of its offices can be found on our website at www.freightinvestorservices.com