

FIS Fuel Oil Daily Evening Report

London +44 20 7090 1134 - info@freightinvestor.com | Singapore +65 6535 5189 - info@freightinvestor.asia | Shanghai +86 21 63012568

22 December 2020

Oil and Energy Market News

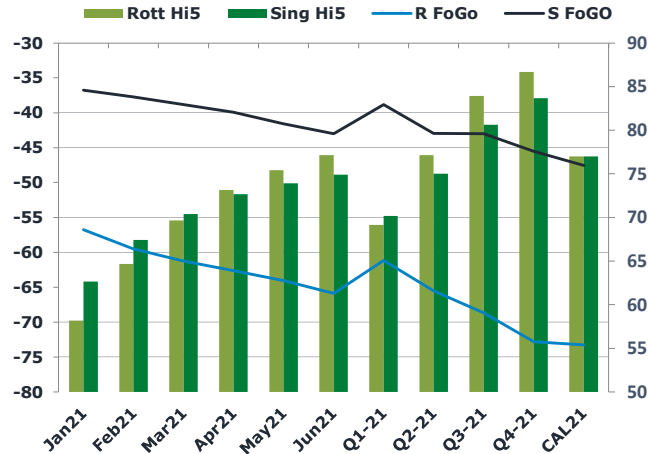
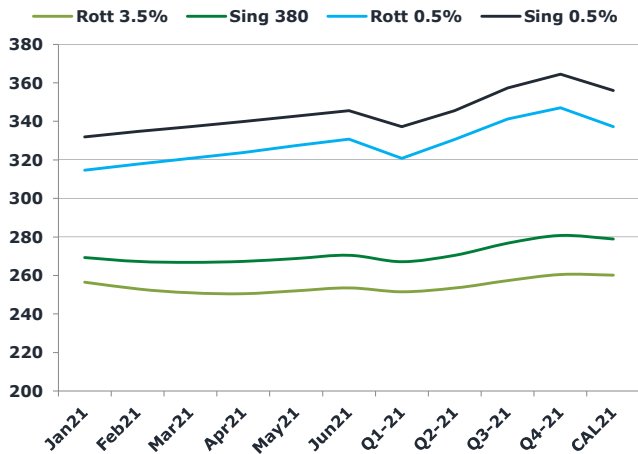
Oil prices end the day down at 1700GMT, printing \$50.34 per barrel, down 1.14%. Highs in the day reached \$50.86 with lows of \$49.56 per barrel.

On Monday, we saw Brent fall by 3% as optimism surrounding the vaccine paving a way for a return to normality dwindling later this evening, the latest API crude inventory figures will be released, and it will be an interesting indicator of the state of the market as we come to year-end of a tumultuous year. (Reuters)

Brent

50.34

	Barges 3.5 %	Sing 380cst	Rott 0.5%	Sing 0.5%	Sing Hi5
Jan21	281.30	298.55	361.92	379.92	81
Feb21	280.30	297.05	362.42	379.92	83
Mar21	279.05	295.55	362.67	380.17	85
Apr21	276.55	292.80	362.92	380.42	88
May21	273.55	290.05	363.17	380.67	91
Jun21	270.30	287.05	363.42	380.92	94
Q1-21	280.20	297.05	362.35	380.00	83
Q2-21	273.47	289.97	363.17	380.67	91
Q3-21	264.13	281.63	363.67	381.42	100
Q4-21	255.88	275.05	363.42	382.09	107
CAL21	270.70	289.45	359.70	380.45	91



Fuel Oil Market News

The front crack opened at -5.60 and weakened throughout the day to print -6.10 this evening. The Cal21 Crack was valued at -7.5.

The front Sing and Euro weakened from Friday and throughout the day to print -57.25 and -37.50.

	Rott GOFO	Sing GOFO	R FoGo	S FoGo	Rott Hi5
Jan21	137.87	118.87	-57.25	-37.50	81
Feb21	141.23	120.74	-59.11	-37.87	82
Mar21	143.90	123.21	-60.28	-38.59	84
Apr21	147.68	126.93	-61.32	-39.31	86
May21	151.79	130.65	-62.17	-40.03	90
Jun21	156.41	134.24	-63.29	-40.37	93
Q1-21	141.00	120.94	-58.85	-37.99	82
Q2-21	151.96	130.61	-62.26	-39.90	90
Q3-21	165.04	141.94	-65.50	-42.16	100
Q4-21	175.41	149.74	-67.88	-42.71	108
CAL21	156.08	132.28	-67.08	-41.28	89

FIS Fuel Oil Daily Evening Report

London +44 20 7090 1134 - info@freightinvestor.com | Singapore +65 6535 5189 - info@freightinvestor.asia | Shanghai +86 21 63012568

22 December 2020

TIME SPREADS FUEL

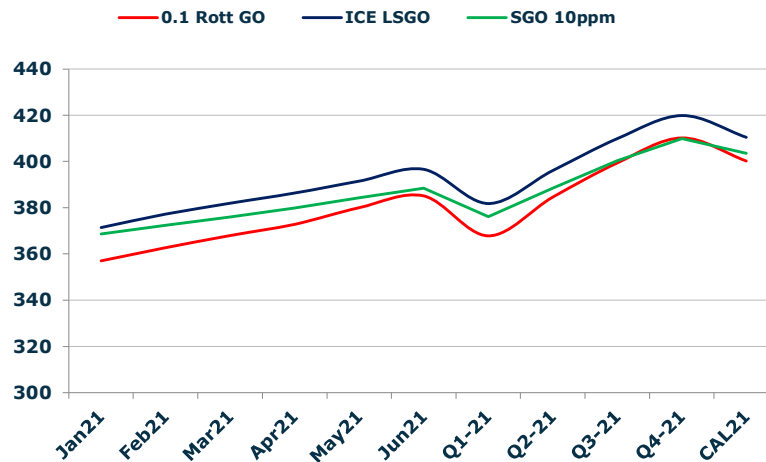
	Barges 3.5	S 380	Rott 0.5%	Sing 0.5%
Jan21/Feb21	1.00	1.50	-0.50	0.00
Feb21/Mar21	1.25	1.50	-0.25	-0.25
Mar21/Apr21	2.50	2.75	-0.25	-0.25
Apr21/May21	3.00	2.75	-0.25	-0.25
May21/Jun21	3.25	3.00	-0.25	-0.25
Q1-21/Q2-21	6.73	7.08	-0.82	-0.67
Q2-21/Q3-21	9.33	8.33	-0.50	-0.75
Q3-21/Q4-21	8.25	6.58	0.25	-0.67
CAL21/CAL22	10.75	10.75	10.75	-10.75

GASOIL CURVES

	Rott 0.1	SGO 10ppm	ICE GO
Jan21	411.4	417.4	419.2
Feb21	413.5	417.8	421.5
Mar21	415.0	418.8	423.0
Apr21	415.7	419.7	424.2
May21	416.8	420.7	425.3
Jun21	418.2	421.3	426.7
Q1-21	412.7	418.0	421.2
Q2-21	417.2	420.6	425.4
Q3-21	421.2	423.6	429.2
Q4-21	424.0	424.8	431.3
CAL21	418.4	421.7	426.8

EW SPREAD

	EW380	EW0.5%
Jan21	17.25	18.00
Feb21	16.75	17.50
Mar21	16.50	17.50
Apr21	16.25	17.50
May21	16.50	17.50
Jun21	16.75	17.50
Q1-21	16.85	17.65
Q2-21	16.50	17.50
Q3-21	17.50	17.75
Q4-21	19.17	18.67
CAL21	18.75	20.75



Contact US:

Luke Longhurst

Email: lukel@freightinvestor.com

Mobile: (+44) 7966 968761

Jessie Deng

Email: jessied@freightinvestor.com

Mobile: (+86) 13524516743

Chris Hudson

Email: chrish@freightinvestor.com

Mobile: (+44) 7738 697750

Jarryd Smith

Email: jarryds@freightinvestor.com

Mobile: (+65) 8798 4987

Ricky Forman

Email: rickyf@freightinvestor.com

Mobile: (+44) 7868 708719

Sam Twyford

Email: samt@freightinvestor.com

Mobile: (+44) 7729 118643

The information provided in this communication is not intended for retail clients. It is general in nature only and does not constitute advice or an offer to sell, or the solicitation of an offer to purchase any swap or other financial instruments, nor constitute any recommendation on our part. The information has been prepared without considering your investment objectives, financial situation, or knowledge and experience. This material is not a research report and is not intended as such. FIS is not responsible for any trading decisions taken based on this communication. Trading swaps and over-the-counter derivatives, exchange-traded derivatives, and options involve substantial risk and are not suitable for all investors. You are advised to perform an independent investigation to determine whether a transaction is suitable for you. No part of this material may be copied or duplicated in any form by any means or redistributed without our prior written consent. Freight Investor Services Ltd (FIS) is authorised and regulated by the Financial Conduct Authority (FRN: 211452) and is a member of the National Futures Association ("NFA"). Freight Investor Services PTE Ltd ("FIS PTE") is a private limited company, incorporated and registered in Singapore with company number 200603922G, and has subsidiary offices in India and Shanghai. Freight Investor Solutions DMCC ("FIS DMCC") is a private limited company, incorporated and registered in Dubai with company number DMCC1225. Further information about FIS including the location of its offices can be found on our website at www.freightinvestorservices.com