

# FIS Fuel Oil Daily Evening Report

London +44 20 7090 1134 - info@freightinvestor.com | Singapore +65 6535 5189 - info@freightinvestor.asia | Shanghai +86 21 63012568

## 23 December 2020

### Oil and Energy Market News

Oil prices end the day up at 1650GMT, printing \$51.46 per barrel, up 2.8%. High in the day reached \$51.56 with lows of \$49.20 per barrel.

#EIA Report

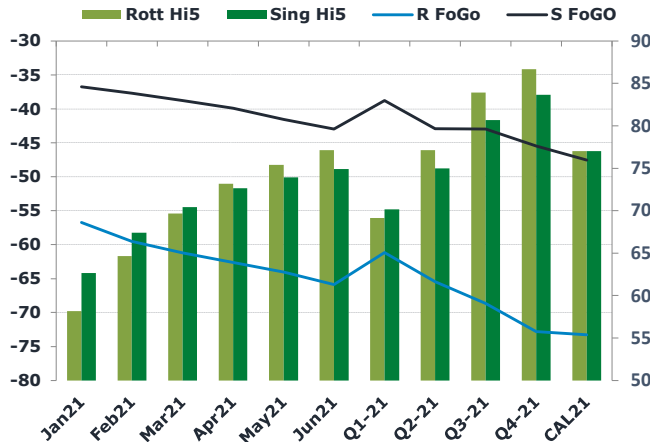
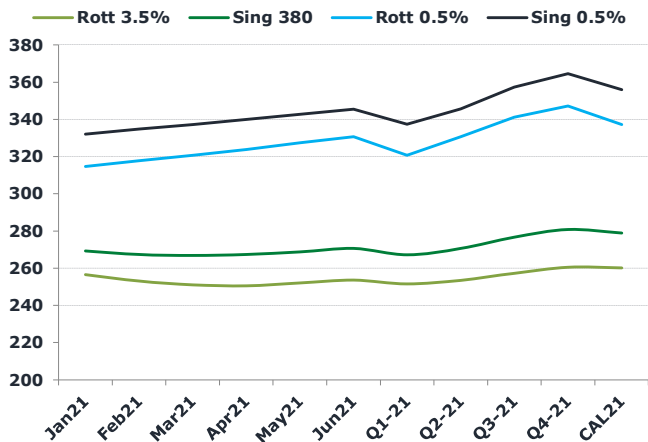
#Crude: -0,562  
 #Cushing: -0,026  
 #Distillate: -2,325  
 #Gasoline: -1,125  
 #Production: 0

Christmas Eve eve proved to be a busy day, with oil proving to be rangebound between the \$50 per barrel mark. News stories proved few and far between up to the EIA oil Data this afternoon, but S&P report showed how Iran was eyeing in on US sanctions relief once US President-elect Joe Biden takes office, Iran's leaders have ordered its oil sector to prepare to ramp up production and exports in 2021. (S&P Global Platts)

### Brent

51.47

	Barges 3.5 %	Sing 380cst	Rott 0.5%	Sing 0.5%	Sing Hi5
Jan21	287.00	303.75	372.26	392.51	89
Feb21	286.50	303.00	372.76	392.01	89
Mar21	285.50	302.25	373.01	392.26	90
Apr21	283.50	300.25	373.26	392.26	92
May21	281.00	298.25	373.51	392.51	94
Jun21	278.50	295.25	373.76	392.76	98
Q1-21	286.35	303.00	372.65	392.25	89
Q2-21	281.00	297.92	373.51	392.51	95
Q3-21	272.33	289.83	374.01	393.26	103
Q4-21	264.08	283.25	373.76	393.92	111
CAL21	277.05	295.80	369.05	388.80	93



### Fuel Oil Market News

The front crack opened at -6.30 and remained stable throughout the day to print -6.3 this evening. The Cal21 Crack was valued at -7.5.

The front Sing and Euro weakened from Friday and throughout the day to print -57.5 and -35.75.

	Rott GOFO	Sing GOFO	R FoGo	S FoGo	Rott Hi5
Jan21	142.76	124.51	-57.50	-35.75	85
Feb21	145.35	125.63	-59.09	-36.62	86
Mar21	147.55	127.35	-60.04	-37.34	88
Apr21	150.41	130.31	-60.65	-38.31	90
May21	153.75	133.28	-61.24	-39.03	93
Jun21	157.33	136.88	-62.08	-39.37	95
Q1-21	145.20	125.83	-58.90	-36.58	86
Q2-21	153.83	133.49	-61.32	-38.90	93
Q3-21	165.88	144.58	-64.21	-41.16	102
Q4-21	174.60	152.38	-64.93	-41.71	110
CAL21	158.77	136.77	-66.77	-43.77	92

# FIS Fuel Oil Daily Evening Report

London +44 20 7090 1134 - info@freightinvestor.com | Singapore +65 6535 5189 - info@freightinvestor.asia | Shanghai +86 21 63012568

## 23 December 2020

### TIME SPREADS FUEL

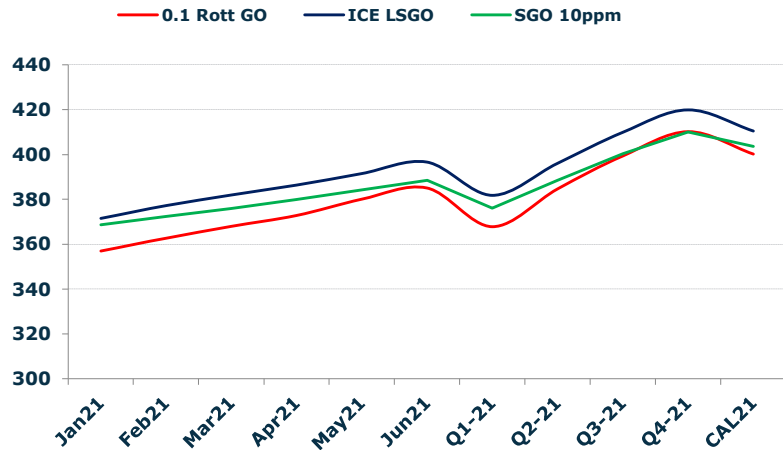
	Barges 3.5	S 380	Rott 0.5%	Sing 0.5%
Jan21/Feb21	0.50	0.75	-0.50	0.50
Feb21/Mar21	1.00	0.75	-0.25	-0.25
Mar21/Apr21	2.00	2.00	-0.25	0.00
Apr21/May21	2.50	2.00	-0.25	-0.25
May21/Jun21	2.50	3.00	-0.25	-0.25
Q1-21/Q2-21	5.35	5.08	-0.86	-0.26
Q2-21/Q3-21	8.67	8.08	-0.50	-0.75
Q3-21/Q4-21	8.25	6.58	0.25	-0.67
CAL21/CAL22	10.75	10.75	10.75	-8.75

### GASOIL CURVES

	Rott 0.1	SGO 10ppm	ICE GO
Jan21	422.0	428.3	429.8
Feb21	423.9	428.6	431.9
Mar21	425.1	429.6	433.1
Apr21	425.4	430.6	433.9
May21	426.3	431.5	434.8
Jun21	427.3	432.1	435.8
Q1-21	423.1	428.8	431.6
Q2-21	426.6	431.4	434.8
Q3-21	430.2	434.4	438.2
Q4-21	431.4	435.6	438.7
CAL21	427.4	432.6	435.8

### EW SPREAD

	EW380	EW0.5%
Jan21	16.75	20.25
Feb21	16.50	19.25
Mar21	16.75	19.25
Apr21	16.75	19.00
May21	17.25	19.00
Jun21	16.75	19.00
Q1-21	16.65	19.60
Q2-21	16.92	19.00
Q3-21	17.50	19.25
Q4-21	19.17	20.17
CAL21	18.75	19.75



### Contact US:

#### Luke Longhurst

Email: lukel@freightinvestor.com

Mobile: (+44) 7966 968761

#### Jessie Deng

Email: jessied@freightinvestor.com

Mobile: (+86) 13524516743

#### Chris Hudson

Email: chrish@freightinvestor.com

Mobile: (+44) 7738 697750

#### Jarryd Smith

Email: jarryds@freightinvestor.com

Mobile: (+65) 8798 4987

#### Ricky Forman

Email: rickyf@freightinvestor.com

Mobile: (+44) 7868 708719

#### Sam Twyford

Email: samt@freightinvestor.com

Mobile: (+44) 7729 118643

The information provided in this communication is not intended for retail clients. It is general in nature only and does not constitute advice or an offer to sell, or the solicitation of an offer to purchase any swap or other financial instruments, nor constitute any recommendation on our part. The information has been prepared without considering your investment objectives, financial situation, or knowledge and experience. This material is not a research report and is not intended as such. FIS is not responsible for any trading decisions taken based on this communication. Trading swaps and over-the-counter derivatives, exchange-traded derivatives, and options involve substantial risk and are not suitable for all investors. You are advised to perform an independent investigation to determine whether a transaction is suitable for you. No part of this material may be copied or duplicated in any form by any means or redistributed without our prior written consent. Freight Investor Services Ltd (FIS) is authorised and regulated by the Financial Conduct Authority (FRN: 211452) and is a member of the National Futures Association ("NFA"). Freight Investor Services PTE Ltd ("FIS PTE") is a private limited company, incorporated and registered in Singapore with company number 200603922G, and has subsidiary offices in India and Shanghai. Freight Investor Solutions DMCC ("FIS DMCC") is a private limited company, incorporated and registered in Dubai with company number DMCC1225. Further information about FIS including the location of its offices can be found on our website at [www.freightinvestorservices.com](http://www.freightinvestorservices.com)