

# FIS Fuel Oil Daily Evening Report

London +44 20 7090 1134 - info@freightinvestor.com | Singapore +65 6535 5189 - info@freightinvestor.asia | Shanghai +86 21 63012568

## 08 January 2021

### Oil and Energy Market News

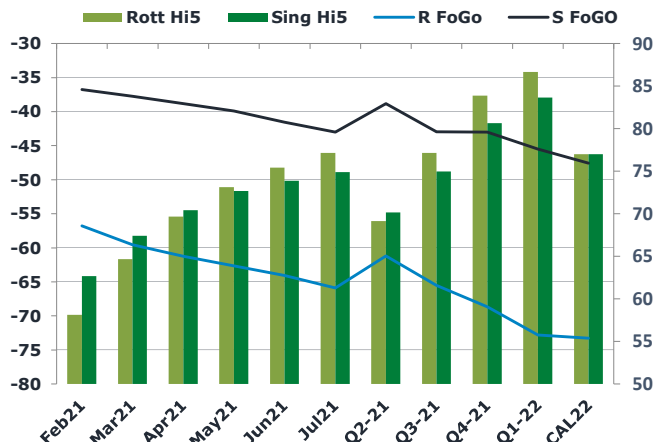
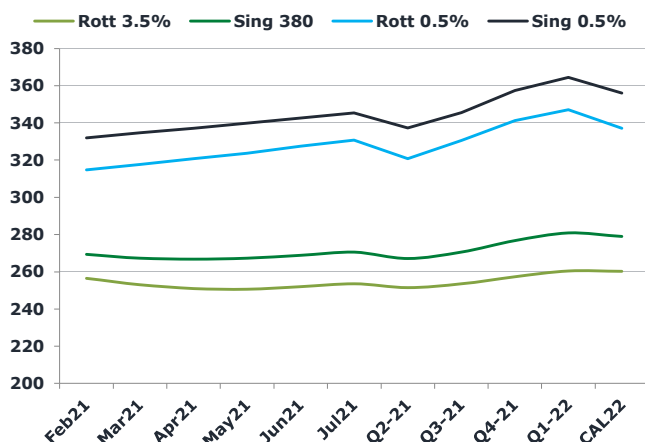
Brent crude oil front month futures ended the day up on Friday, printing \$55.38, up 1.9%. Highs in the day reached \$55.64 and lows touched \$54.34.

Oil continued its impressive form on Friday after hitting fresh highs as the news of Saudi's output cuts still resonate in the market. The rise above \$55 is an interesting one as oil market participants look past the increasing cases of the coronavirus in Europe and the US. Brent crude climbed 88 cents, or 1.6%, to \$55.26 a barrel by 1436 GMT, the highest since late February, and U.S. West Texas Intermediate (WTI) gained 79 cents, or 1.6%, to \$51.62, also its highest level since late February. (Reuters)

### Brent

**55.38**

	Barges 3.5 %	Sing 380cst	Rott 0.5%	Sing 0.5%	Sing HI5
Feb21	315.10	329.60	396.43	418.93	89
Mar21	313.60	329.10	395.18	416.93	88
Apr21	310.85	326.85	394.43	415.43	89
May21	307.60	324.35	393.68	414.43	90
Jun21	304.35	321.85	392.93	413.43	92
Jul21	301.10	319.35	392.18	412.43	93
Q2-21	307.60	324.35	393.70	414.45	90
Q3-21	297.60	316.60	391.43	411.93	95
Q4-21	287.77	309.02	389.18	410.51	101
Q1-22	281.85	303.43	388.09	410.09	107
CAL22	268.80	290.05	383.80	406.05	116



### Fuel Oil Market News

The front crack opened at -5.7 this morning and trade stable through the day hitting highs of -5.55 and lows of -5.8. The front Barges crack ended the day printing -5.6. The Cal 22 crack was valued at -9.10.

The Singapore FOGO ended the day trading at -28, with the Euro Fogo printing -52.00.

	Rott GOFO	Sing GOFO	R FoGo	S FoGo	Rott HI5
Feb21	133.33	117.33	-52.00	-28.00	81
Mar21	134.83	118.87	-53.25	-31.04	82
Apr21	139.38	121.64	-55.80	-33.06	84
May21	143.76	124.44	-57.69	-34.36	86
Jun21	147.81	127.16	-59.24	-35.59	89
Jul21	152.03	134.88	-60.95	-41.80	91
Q2-21	143.65	124.51	-57.55	-34.41	86
Q3-21	156.31	138.42	-62.48	-43.10	94
Q4-21	167.50	146.95	-66.09	-45.46	101
Q1-22	168.31	154.62	-62.07	-47.96	106
CAL22	183.63	162.46	-68.63	-46.46	115

# FIS Fuel Oil Daily Evening Report

London +44 20 7090 1134 - info@freightinvestor.com | Singapore +65 6535 5189 - info@freightinvestor.asia | Shanghai +86 21 63012568

08 January 2021

## TIME SPREADS FUEL

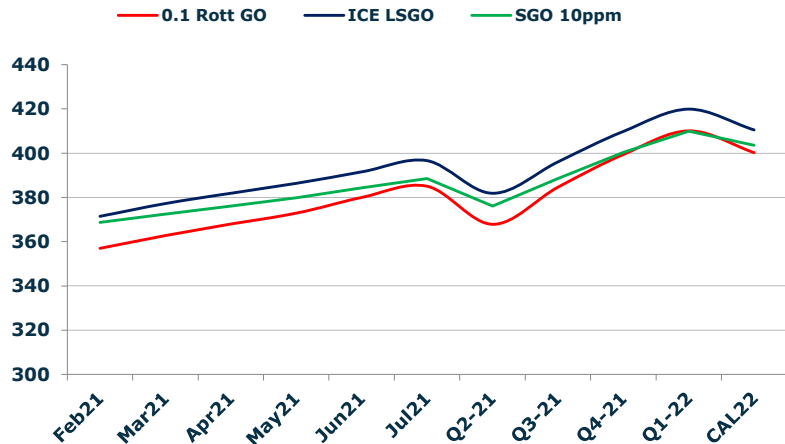
	Barges 3.5	S 380	Rott 0.5%	Sing 0.5%
Feb21/Mar21	1.50	0.50	1.25	2.00
Mar21/Apr21	2.75	2.25	0.75	1.50
Apr21/May21	3.25	2.50	0.75	1.00
May21/Jun21	3.25	2.50	0.75	1.00
Jun21/Jul21	3.25	2.50	0.75	1.00
Q2-21/Q3-21	10.00	7.75	2.28	2.53
Q3-21/Q4-21	9.83	7.58	2.25	1.42
Q4-21/Q1-22	5.92	5.58	1.08	0.42
CAL22/CAL23	10.75	10.75	10.75	14.25

## GASOIL CURVES

	Rott 0.1	SGO 10ppm	ICE GO
Feb21	440.7	446.9	448.4
Mar21	440.4	448.0	448.4
Apr21	442.2	448.5	450.2
May21	442.9	448.8	451.4
Jun21	443.7	449.0	452.2
Jul21	444.6	454.2	453.1
Q2-21	442.8	448.9	451.3
Q3-21	445.7	455.0	453.9
Q4-21	447.3	456.0	455.3
Q1-22	442.9	458.1	450.2
CAL22	444.1	452.5	452.4

## EW SPREAD

	EW380	EW0.5%
Feb21	14.50	22.50
Mar21	15.50	21.75
Apr21	16.00	21.00
May21	16.75	20.75
Jun21	17.50	20.50
Jul21	18.25	20.25
Q2-21	16.75	20.75
Q3-21	19.00	20.50
Q4-21	21.25	21.33
Q1-22	21.58	22.00
CAL22	21.25	22.25



## Contact US:

### Luke Longhurst

Email: lukel@freightinvestor.com

Mobile: (+44) 7966 968761

### Jessie Deng

Email: jessied@freightinvestor.com

Mobile: (+86) 13524516743

### Chris Hudson

Email: chrish@freightinvestor.com

Mobile: (+44) 7738 697750

### Jarryd Smith

Email: jarryds@freightinvestor.com

Mobile: (+65) 8798 4987

### Ricky Forman

Email: rickyf@freightinvestor.com

Mobile: (+44) 7868 708719

### Sam Twyford

Email: samt@freightinvestor.com

Mobile: (+44) 7729 118643

The information provided in this communication is not intended for retail clients. It is general in nature only and does not constitute advice or an offer to sell, or the solicitation of an offer to purchase any swap or other financial instruments, nor constitute any recommendation on our part. The information has been prepared without considering your investment objectives, financial situation, or knowledge and experience. This material is not a research report and is not intended as such. FIS is not responsible for any trading decisions taken based on this communication. Trading swaps and over-the-counter derivatives, exchange-traded derivatives, and options involve substantial risk and are not suitable for all investors. You are advised to perform an independent investigation to determine whether a transaction is suitable for you. No part of this material may be copied or duplicated in any form by any means or redistributed without our prior written consent. Freight Investor Services Ltd (FIS) is authorised and regulated by the Financial Conduct Authority (FRN: 211452) and is a member of the National Futures Association ("NFA"). Freight Investor Services PTE Ltd ('FIS PTE') is a private limited company, incorporated and registered in Singapore with company number 200603922G, and has subsidiary offices in India and Shanghai. Freight Investor Solutions DMCC ('FIS DMCC') is a private limited company, incorporated and registered in Dubai with company number DMCC1225. Further information about FIS including the location of its offices can be found on our website at [www.freightinvestorservices.com](http://www.freightinvestorservices.com)