

# FIS Fuel Oil Daily Evening Report

London +44 20 7090 1134 - info@freightinvestor.com | Singapore +65 6535 5189 - info@freightinvestor.asia | Shanghai +86 21 63012568

11 January 2021

## Oil and Energy Market News

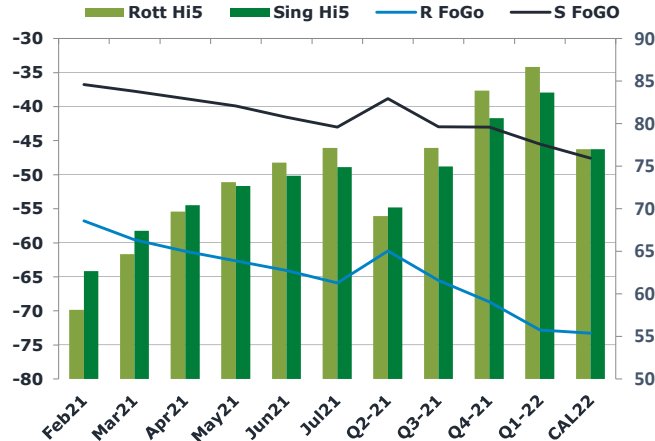
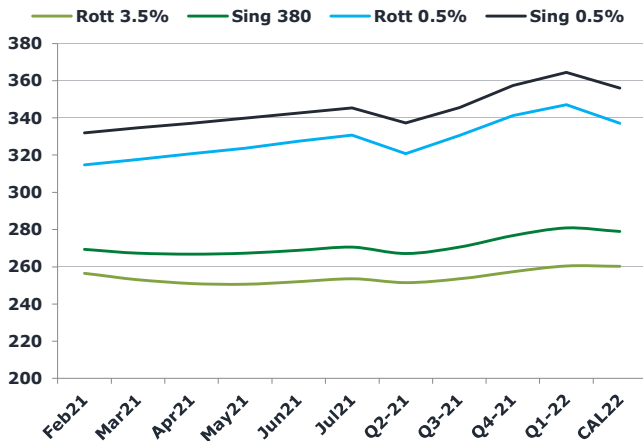
Brent crude oil front month futures ended the day down on Monday, printing \$55.61, down 0.7%. Highs in the day reached \$56.39 and lows touched \$54.99.

Today proved to be a slow news day with limited news to fuel the upwards trajectory of Brent this afternoon. The dollar however was pushing stronger at 1.34. Brent and GO pushed during the window, but fogos a little weaker.

## Brent

55.61

	Barges 3.5 %	Sing 380cst	Rott 0.5%	Sing 0.5%	Sing HI5
Feb21	315.35	328.35	400.63	422.63	94
Mar21	313.85	328.10	398.63	420.13	92
Apr21	311.35	326.10	397.13	418.63	93
May21	308.10	323.35	395.88	417.63	94
Jun21	304.35	320.10	394.63	416.63	97
Jul21	300.35	316.85	393.63	415.63	99
Q2-21	307.95	323.20	395.90	417.65	94
Q3-21	296.35	313.52	392.63	415.13	102
Q4-21	284.77	304.10	389.88	413.71	110
Q1-22	278.10	298.18	388.79	413.29	115
CAL22	272.60	293.85	387.60	409.85	116



## Fuel Oil Market News

The front crack opened at -6.05 this morning and strengthened through the day. The front Barges crack ended the day printing -5.90. The Cal 22 crack was valued at -8.75.

The Singapore FOGO ended the day trading at -26.5, with the Euro Fogo printing -50.50.

	Rott GOFO	Sing GOFO	R FoGo	S FoGo	Rott HI5
Feb21	135.78	120.78	-50.50	-26.50	85
Mar21	137.28	122.14	-52.50	-30.12	85
Apr21	141.28	124.59	-55.50	-32.06	86
May21	145.51	127.56	-57.74	-33.29	88
Jun21	149.88	130.96	-59.61	-34.44	90
Jul21	154.78	134.66	-61.50	-35.88	93
Q2-21	145.55	127.53	-57.60	-33.08	88
Q3-21	159.56	138.49	-63.28	-36.88	96
Q4-21	172.53	147.58	-67.42	-37.97	105
Q1-22	177.62	155.36	-66.92	-40.25	111
CAL22	182.24	157.36	-67.24	-41.36	115

# FIS Fuel Oil Daily Evening Report

London +44 20 7090 1134 - info@freightinvestor.com | Singapore +65 6535 5189 - info@freightinvestor.asia | Shanghai +86 21 63012568

11 January 2021

## TIME SPREADS FUEL

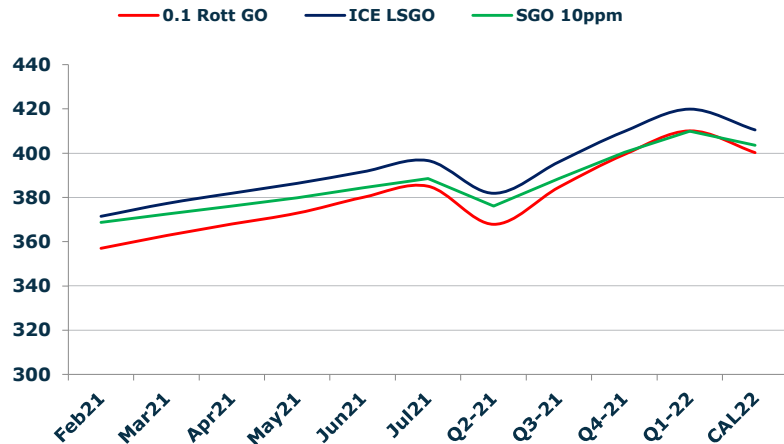
	Barges 3.5	S 380	Rott 0.5%	Sing 0.5%
Feb21/Mar21	1.50	0.25	2.00	2.50
Mar21/Apr21	2.50	2.00	1.50	1.50
Apr21/May21	3.25	2.75	1.25	1.00
May21/Jun21	3.75	3.25	1.25	1.00
Jun21/Jul21	4.00	3.25	1.00	1.00
Q2-21/Q3-21	11.60	9.68	3.28	2.53
Q3-21/Q4-21	11.58	9.42	2.75	1.42
Q4-21/Q1-22	6.67	5.92	1.08	0.42
CAL22/CAL23	10.75	10.75	10.75	14.25

## GASOIL CURVES

	Rott 0.1	SGO 10ppm	ICE GO
Feb21	443.4	449.1	451.1
Mar21	443.1	450.2	451.1
Apr21	444.6	450.7	452.6
May21	445.1	450.9	453.6
Jun21	445.7	451.1	454.2
Jul21	446.6	451.5	455.1
Q2-21	445.0	450.7	453.5
Q3-21	447.7	452.0	455.9
Q4-21	449.3	451.7	457.3
Q1-22	448.5	453.5	455.7
CAL22	446.5	451.2	454.8

## EW SPREAD

	EW380	EW0.5%
Feb21	13.00	22.00
Mar21	14.25	21.50
Apr21	14.75	21.50
May21	15.25	21.75
Jun21	15.75	22.00
Jul21	16.50	22.00
Q2-21	15.25	21.75
Q3-21	17.17	22.50
Q4-21	19.33	23.83
Q1-22	20.08	24.50
CAL22	21.25	22.25



## Contact US:

### Luke Longhurst

Email: lukel@freightinvestor.com

Mobile: (+44) 7966 968761

### Jessie Deng

Email: jessied@freightinvestor.com

Mobile: (+86) 13524516743

### Chris Hudson

Email: chrish@freightinvestor.com

Mobile: (+44) 7738 697750

### Jarryd Smith

Email: jarryds@freightinvestor.com

Mobile: (+65) 8798 4987

### Ricky Forman

Email: rickyf@freightinvestor.com

Mobile: (+44) 7868 708719

### Sam Twyford

Email: samt@freightinvestor.com

Mobile: (+44) 7729 118643

The information provided in this communication is not intended for retail clients. It is general in nature only and does not constitute advice or an offer to sell, or the solicitation of an offer to purchase any swap or other financial instruments, nor constitute any recommendation on our part. The information has been prepared without considering your investment objectives, financial situation, or knowledge and experience. This material is not a research report and is not intended as such. FIS is not responsible for any trading decisions taken based on this communication. Trading swaps and over-the-counter derivatives, exchange-traded derivatives, and options involve substantial risk and are not suitable for all investors. You are advised to perform an independent investigation to determine whether a transaction is suitable for you. No part of this material may be copied or duplicated in any form by any means or redistributed without our prior written consent. Freight Investor Services Ltd (FIS) is authorised and regulated by the Financial Conduct Authority (FRN: 211452) and is a member of the National Futures Association ("NFA"). Freight Investor Services PTE Ltd ("FIS PTE") is a private limited company, incorporated and registered in Singapore with company number 200603922G, and has subsidiary offices in India and Shanghai. Freight Investor Solutions DMCC ("FIS DMCC") is a private limited company, incorporated and registered in Dubai with company number DMCC1225. Further information about FIS including the location of its offices can be found on our website at [www.freightinvestorservices.com](http://www.freightinvestorservices.com)