

# FIS Fuel Oil Daily Evening Report

London +44 20 7090 1134 - info@freightinvestor.com | Singapore +65 6535 5189 - info@freightinvestor.asia | Shanghai +86 21 63012568

## 29 January 2021

### Oil and Energy Market News

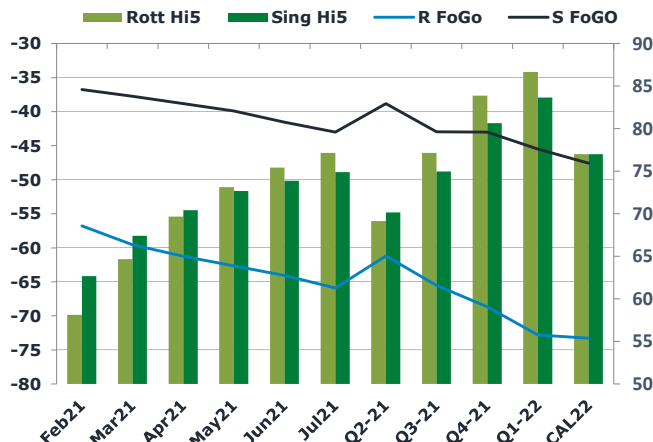
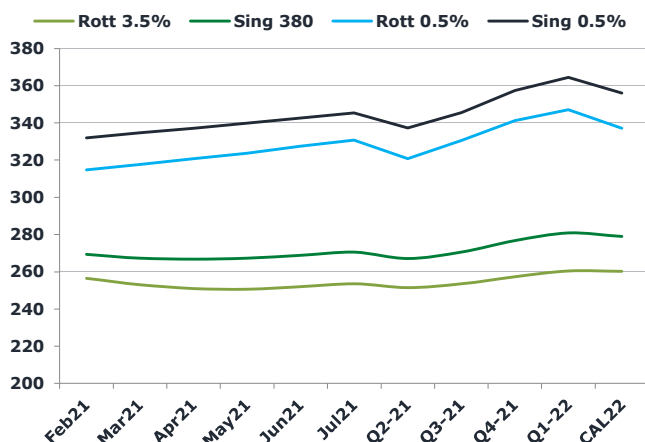
Brent crude oil front month futures ended the day up on Friday, printing \$55.98 at 1700GMT, up 0.8%. Highs in the day reached \$56.37 and lows touched \$55.31.

Oil prices edged up on Friday but traded in a tight range as demand concerns caused by new coronavirus variants and slow vaccine rollouts offset a cut in Saudi Arabian oil supply and falling U.S. oil inventories. (Reuters)

### Brent

**55.98**

	Barges 3.5 %	Sing 380cst	Rott 0.5%	Sing 0.5%	Sing HI5
Feb21	311.00	324.50	404.53	431.53	107
Mar21	311.00	324.50	402.03	427.03	103
Apr21	309.25	323.00	399.53	423.78	101
May21	306.75	320.75	397.53	421.78	101
Jun21	303.25	318.00	395.53	419.53	102
Jul21	299.50	315.25	393.53	417.53	102
Q2-21	306.40	320.60	397.50	421.70	101
Q3-21	295.75	312.42	391.78	415.86	103
Q4-21	284.50	303.83	386.69	411.28	107
Q1-22	278.00	297.83	384.69	407.44	110
CAL22	271.70	291.80	382.20	399.80	108



### Fuel Oil Market News

The front crack opened at -6.40 this morning. The front Barges crack ended the day printing -6.35 this evening. The Cal 22 crack was valued at -8.9.

The Singapore FOGO ended the day trading at -21.25, with the Euro Fogo printing -47.50.

	Rott GOFO	Sing GOFO	R FoGo	S FoGo	Rott HI5
Feb21	141.03	128.28	-47.50	-21.25	94
Mar21	142.50	128.57	-51.48	-26.05	91
Apr21	144.93	130.00	-54.65	-29.22	90
May21	147.95	132.03	-57.18	-31.00	91
Jun21	152.16	134.48	-59.89	-32.95	92
Jul21	156.63	137.38	-62.60	-35.10	94
Q2-21	148.35	131.99	-57.25	-30.89	91
Q3-21	161.02	140.28	-64.99	-36.84	96
Q4-21	172.41	150.28	-70.22	-42.84	102
Q1-22	178.25	160.41	-71.56	-50.80	107
CAL22	184.60	170.67	-74.10	-62.67	111

# FIS Fuel Oil Daily Evening Report

London +44 20 7090 1134 - info@freightinvestor.com | Singapore +65 6535 5189 - info@freightinvestor.asia | Shanghai +86 21 63012568

## 29 January 2021

### TIME SPREADS FUEL

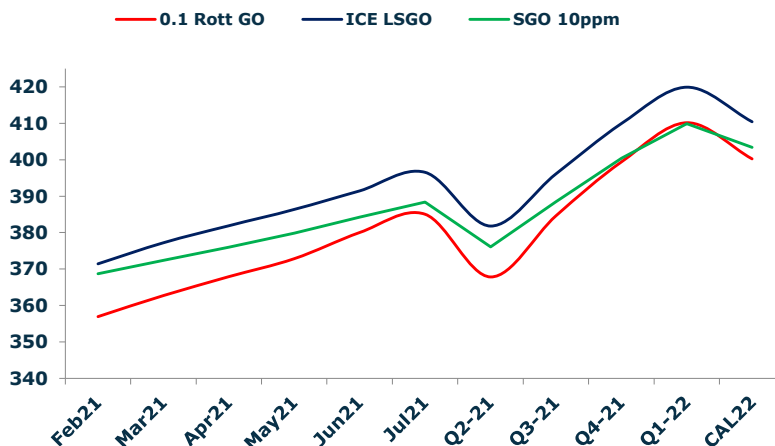
	Barges 3.5	S 380	Rott 0.5%	Sing 0.5%
Feb21/Mar21	0.00	0.00	2.50	4.50
Mar21/Apr21	1.75	1.50	2.50	3.25
Apr21/May21	2.50	2.25	2.00	2.00
May21/Jun21	3.50	2.75	2.00	2.25
Jun21/Jul21	3.75	2.75	2.00	2.00
Q2-21/Q3-21	10.65	8.18	5.73	5.84
Q3-21/Q4-21	11.25	8.58	5.08	4.58
Q4-21/Q1-22	6.50	6.00	2.00	3.83
CAL22/CAL23	10.75	10.75	10.75	6.25

### GASOIL CURVES

	Rott 0.1	SGO 10ppm	ICE GO
Feb21	444.3	452.8	452.0
Mar21	445.5	453.1	453.5
Apr21	446.2	453.0	454.2
May21	446.2	452.8	454.7
Jun21	446.9	452.5	455.4
Jul21	447.6	452.6	456.1
Q2-21	446.3	452.6	454.8
Q3-21	448.5	452.7	456.8
Q4-21	448.9	454.1	456.9
Q1-22	449.0	458.2	456.2
CAL22	447.9	462.5	456.3

### EW SPREAD

	EW380	EW0.5%
Feb21	13.50	27.00
Mar21	13.50	25.00
Apr21	13.75	24.25
May21	14.00	24.25
Jun21	14.75	24.00
Jul21	15.75	24.00
Q2-21	14.20	24.20
Q3-21	16.67	24.08
Q4-21	19.33	24.58
Q1-22	19.83	22.75
CAL22	20.10	17.60



### Contact US:

#### Luke Longhurst

Email: lukel@freightinvestor.com

Mobile: (+44) 7966 968761

#### Jessie Deng

Email: jessied@freightinvestor.com

Mobile: (+86) 13524516743

#### Chris Hudson

Email: chrish@freightinvestor.com

Mobile: (+44) 7738 697750

#### Jarryd Smith

Email: jarryds@freightinvestor.com

Mobile: (+65) 8798 4987

#### Ricky Forman

Email: rickyf@freightinvestor.com

Mobile: (+44) 7868 708719

#### Sam Twyford

Email: samt@freightinvestor.com

Mobile: (+44) 7729 118643

The information provided in this communication is not intended for retail clients. It is general in nature only and does not constitute advice or an offer to sell, or the solicitation of an offer to purchase any swap or other financial instruments, nor constitute any recommendation on our part. The information has been prepared without considering your investment objectives, financial situation, or knowledge and experience. This material is not a research report and is not intended as such. FIS is not responsible for any trading decisions taken based on this communication. Trading swaps and over-the-counter derivatives, exchange-traded derivatives, and options involve substantial risk and are not suitable for all investors. You are advised to perform an independent investigation to determine whether a transaction is suitable for you. No part of this material may be copied or duplicated in any form by any means or redistributed without our prior written consent. Freight Investor Services Ltd (FIS) is authorised and regulated by the Financial Conduct Authority (FRN: 211452) and is a member of the National Futures Association ("NFA"). Freight Investor Services PTE Ltd ('FIS PTE') is a private limited company, incorporated and registered in Singapore with company number 200603922G, and has subsidiary offices in India and Shanghai. Freight Investor Solutions DMCC ('FIS DMCC') is a private limited company, incorporated and registered in Dubai with company number DMCC1225. Further information about FIS including the location of its offices can be found on our website at [www.freightinvestorservices.com](http://www.freightinvestorservices.com)