

FIS Fuel Oil Daily Evening Report

London +44 20 7090 1134 - info@freightinvestor.com | Singapore +65 6535 5189 - info@freightinvestor.asia | Shanghai +86 21 63012568

03 February 2021

Oil and Energy Market News

Brent crude oil front month for April futures ended the day up on Wednesday, printing \$58.81 at 1700GMT, up 2.3%. Highs in the day reached \$58.94 and lows touched \$57.50.

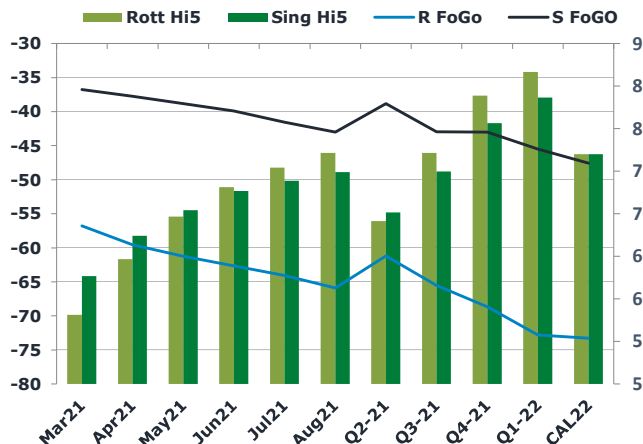
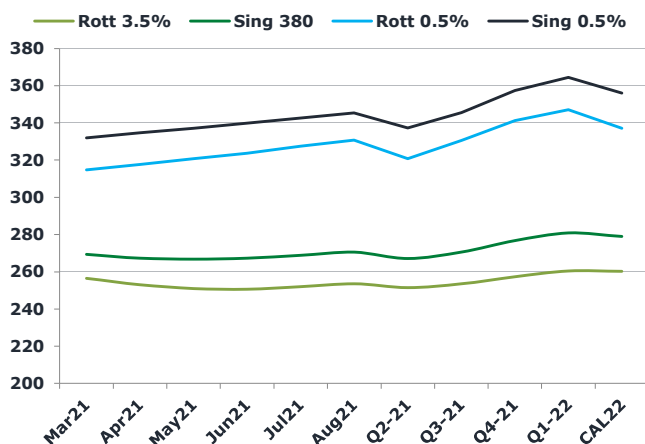
EIA week ending 1/29

Crude oil: -1.0M
 Gasoline: +4.5M
 Distillates: NC
 Refiner utiliz: 82.3%
 Impld mogas demand: 7.77Mbdp

Brent

58.81

	Barges 3.5 %	Sing 380cst	Rott 0.5%	Sing 0.5%	Sing HI5
Mar21	329.45	343.45	426.53	450.78	107
Apr21	327.70	341.70	424.03	446.78	105
May21	324.70	338.95	421.53	443.78	105
Jun21	320.95	336.20	419.28	441.28	105
Jul21	316.95	332.95	417.03	438.78	106
Aug21	312.70	329.70	414.78	436.53	107
Q2-21	324.45	338.95	421.60	443.95	105
Q3-21	312.62	329.70	414.86	436.69	107
Q4-21	299.87	320.03	409.03	431.36	111
Q1-22	292.45	313.62	405.28	427.36	114
CAL22	283.10	303.40	403.10	423.40	120



Fuel Oil Market News

The front crack for march opened at -6.15 this morning before weakening significantly towards the end of the afternoon. The front Barges crack ended the day printing -6.60 this evening. The Cal 22 crack was valued at -9.15.

The Singapore FOGO ended the day trading at -29.75, with the Euro Fogo printing -55.

	Rott GOGO	Sing GOGO	R FoGo	S FoGO	Rott HI5
Mar21	152.08	137.08	-55.00	-29.75	97
Apr21	154.35	138.23	-58.03	-33.15	96
May21	157.34	140.39	-60.51	-35.56	97
Jun21	161.14	142.46	-62.81	-37.39	98
Jul21	165.18	145.27	-65.10	-39.44	100
Aug21	169.43	148.07	-67.35	-41.24	102
Q2-21	157.60	140.46	-60.45	-35.46	97
Q3-21	169.57	148.10	-67.32	-41.10	102
Q4-21	180.64	154.61	-71.48	-43.28	109
Q1-22	186.27	157.82	-73.44	-44.08	113
CAL22	193.96	166.23	-73.96	-46.23	120

FIS Fuel Oil Daily Evening Report

London +44 20 7090 1134 - info@freightinvestor.com | Singapore +65 6535 5189 - info@freightinvestor.asia | Shanghai +86 21 63012568

03 February 2021

TIME SPREADS FUEL

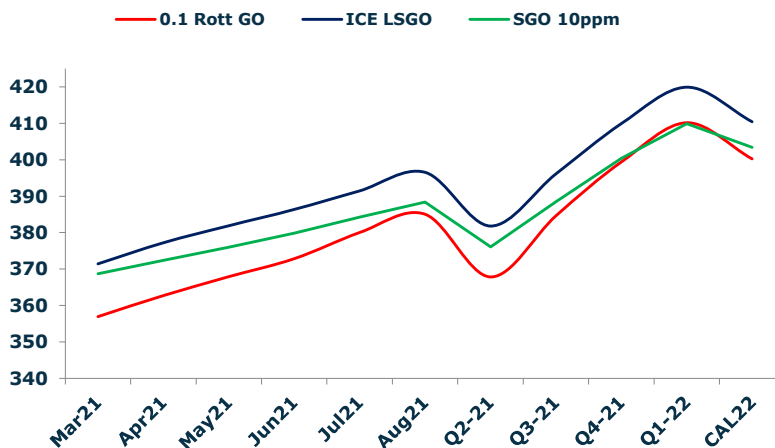
	Barges 3.5	S 380	Rott 0.5%	Sing 0.5%
Mar21/Apr21	1.75	1.75	2.50	4.00
Apr21/May21	3.00	2.75	2.50	3.00
May21/Jun21	3.75	2.75	2.25	2.50
Jun21/Jul21	4.00	3.25	2.25	2.50
Jul21/Aug21	4.25	3.25	2.25	2.25
Q2-21/Q3-21	11.83	9.25	6.74	7.26
Q3-21/Q4-21	12.75	9.67	5.83	5.33
Q4-21/Q1-22	7.42	6.42	3.75	4.00
CAL22/CAL23	10.75	10.75	10.75	18.25

GASOIL CURVES

	Rott 0.1	SGO 10ppm	ICE GO
Mar21	473.8	480.5	481.5
Apr21	474.1	479.9	482.1
May21	474.0	479.3	482.0
Jun21	473.6	478.7	482.1
Jul21	473.6	478.2	482.1
Aug21	473.6	477.8	482.1
Q2-21	473.6	479.4	482.1
Q3-21	473.9	477.8	482.2
Q4-21	472.5	474.6	480.5
Q1-22	471.5	471.4	478.7
CAL22	468.7	469.6	477.1

EW SPREAD

	EW380	EW0.5%
Mar21	14.00	24.25
Apr21	14.00	22.75
May21	14.25	22.25
Jun21	15.25	22.00
Jul21	16.00	21.75
Aug21	17.00	21.75
Q2-21	14.50	22.35
Q3-21	17.08	21.83
Q4-21	20.17	22.33
Q1-22	21.17	22.08
CAL22	20.30	20.30



Contact US:

Luke Longhurst

Email: lukel@freightinvestor.com

Mobile: (+44) 7966 968761

Jessie Deng

Email: jessied@freightinvestor.com

Mobile: (+86) 13524516743

Chris Hudson

Email: chrish@freightinvestor.com

Mobile: (+44) 7738 697750

Jarryd Smith

Email: jarryds@freightinvestor.com

Mobile: (+65) 8798 4987

Ricky Forman

Email: rickyf@freightinvestor.com

Mobile: (+44) 7868 708719

Sam Twyford

Email: samt@freightinvestor.com

Mobile: (+44) 7729 118643

The information provided in this communication is not intended for retail clients. It is general in nature only and does not constitute advice or an offer to sell, or the solicitation of an offer to purchase any swap or other financial instruments, nor constitute any recommendation on our part. The information has been prepared without considering your investment objectives, financial situation, or knowledge and experience. This material is not a research report and is not intended as such. FIS is not responsible for any trading decisions taken based on this communication. Trading swaps and over-the-counter derivatives, exchange-traded derivatives, and options involve substantial risk and are not suitable for all investors. You are advised to perform an independent investigation to determine whether a transaction is suitable for you. No part of this material may be copied or duplicated in any form by any means or redistributed without our prior written consent. Freight Investor Services Ltd (FIS) is authorised and regulated by the Financial Conduct Authority (FRN: 211452) and is a member of the National Futures Association ("NFA"). Freight Investor Services PTE Ltd ('FIS PTE') is a private limited company, incorporated and registered in Singapore with company number 200603922G, and has subsidiary offices in India and Shanghai. Freight Investor Solutions DMCC ('FIS DMCC') is a private limited company, incorporated and registered in Dubai with company number DMCC1225. Further information about FIS including the location of its offices can be found on our website at www.freightinvestorservices.com