

FIS Fuel Oil Daily Evening Report

London +44 20 7090 1134 - info@freightinvestor.com | Singapore +65 6535 5189 - info@freightinvestor.asia | Shanghai +86 21 63012568

26 February 2021

Oil and Energy Market News

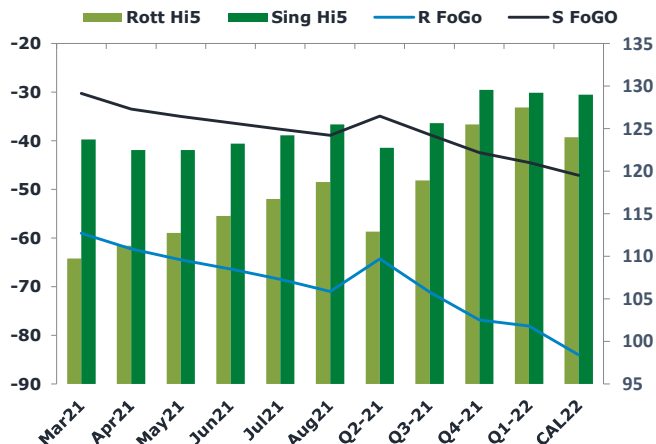
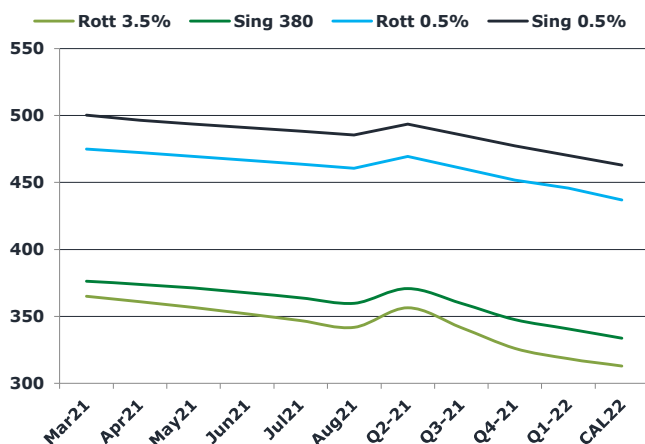
Brent crude oil front month futures ended the day down on Friday, printing \$66.14 at 1640GMT, down 1.1%. High in the day reached \$66.90 and lows touched \$65.72.

Prices fell on oil on Friday as the US Dollar strengthened as bond prices fell over the course of the day. Crude supply levels are expected to rise as producers look to take advantage of increased prices that reached 13-month highs this week. (Reuters)

Brent

66.14

	Barges 3.5 %	Sing 380cst	Rott 0.5%	Sing 0.5%	Sing HI5
Mar21	365.15	376.40	474.90	500.15	124
Apr21	360.90	373.90	472.15	496.40	123
May21	356.65	371.15	469.40	493.65	123
Jun21	351.90	367.65	466.65	490.90	123
Jul21	346.90	363.90	463.65	488.15	124
Aug21	341.90	359.90	460.65	485.40	126
Q2-21	356.50	370.90	469.40	493.65	123
Q3-21	341.73	359.82	460.65	485.48	126
Q4-21	326.23	347.65	451.73	477.23	130
Q1-22	318.40	340.73	445.90	469.98	129
CAL22	313.05	333.85	437.05	462.85	129



Fuel Oil Market News

The front crack opened at -7.67 this morning. The front Barges crack ended the day printing -7.85. The Cal 22 crack was valued at -9.60.

The Singapore FOGO ended the day trading at -30.25, with the Euro Fogo printing -59.

	Rott GOFO	Sing GOFO	R FoGo	S FoGO	Rott HI5
Mar21	168.75	154.00	-59.00	-30.25	110
Apr21	173.43	155.90	-62.18	-33.40	111
May21	177.19	157.46	-64.44	-34.96	113
Jun21	181.06	159.55	-66.31	-36.30	115
Jul21	185.21	161.81	-68.46	-37.56	117
Aug21	189.72	164.32	-70.97	-38.82	119
Q2-21	177.20	157.68	-64.30	-34.93	113
Q3-21	189.98	164.40	-71.07	-38.73	119
Q4-21	202.34	172.02	-76.84	-42.44	126
Q1-22	205.57	173.67	-78.07	-44.42	128
CAL22	208.00	176.09	-84.00	-47.09	124

FIS Fuel Oil Daily Evening Report

London +44 20 7090 1134 - info@freightinvestor.com | Singapore +65 6535 5189 - info@freightinvestor.asia | Shanghai +86 21 63012568

26 February 2021

TIME SPREADS FUEL

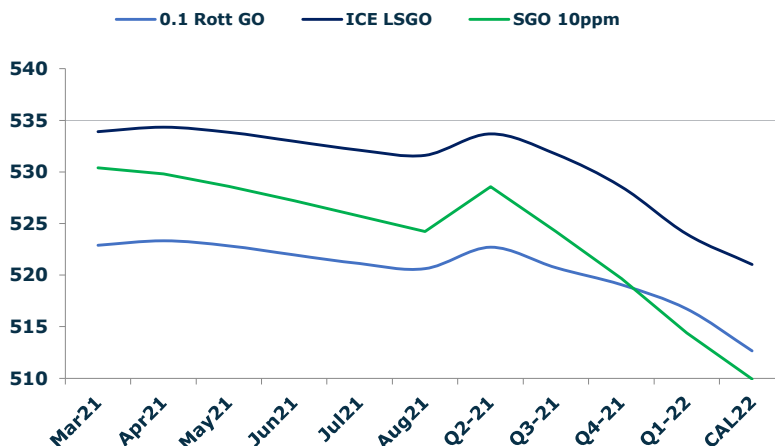
	Barges 3.5	S 380	Rott 0.5%	Sing 0.5%
Mar21/Apr21	4.25	2.50	2.75	3.75
Apr21/May21	4.25	2.75	2.75	2.75
May21/Jun21	4.75	3.50	2.75	2.75
Jun21/Jul21	5.00	3.75	3.00	2.75
Jul21/Aug21	5.00	4.00	3.00	2.75
Q2-21/Q3-21	14.77	11.08	8.75	8.17
Q3-21/Q4-21	15.50	12.17	8.92	8.25
Q4-21/Q1-22	7.83	6.92	5.83	7.25
CAL22/CAL23	5.00	5.00	5	12.25

GASOIL CURVES

	Rott 0.1	SGO 10ppm	ICE GO
Mar21	522.9	530.4	533.9
Apr21	523.3	529.8	534.3
May21	522.8	528.6	533.8
Jun21	522.0	527.2	533.0
Jul21	521.1	525.7	532.1
Aug21	520.6	524.2	531.6
Q2-21	522.7	528.6	533.7
Q3-21	520.7	524.2	531.7
Q4-21	519.1	519.7	528.6
Q1-22	516.7	514.4	524.0
CAL22	512.7	509.9	521.0

EW SPREAD

	EW380	EW0.5%
Mar21	11.25	25.25
Apr21	13.00	24.25
May21	14.50	24.25
Jun21	15.75	24.25
Jul21	17.00	24.50
Aug21	18.00	24.75
Q2-21	14.40	24.25
Q3-21	18.08	24.83
Q4-21	21.42	25.50
Q1-22	22.33	24.08
CAL22	20.80	25.80



Contact US:

Luke Longhurst

Email: lukel@freightinvestor.com

Mobile: (+44) 7966 968761

Jessie Deng

Email: jessied@freightinvestor.com

Mobile: (+86) 13524516743

Chris Hudson

Email: chrish@freightinvestor.com

Mobile: (+44) 7738 697750

Jarryd Smith

Email: jarryds@freightinvestor.com

Mobile: (+65) 8798 4987

Ricky Forman

Email: rickyf@freightinvestor.com

Mobile: (+44) 7868 708719

Sam Twyford

Email: samt@freightinvestor.com

Mobile: (+44) 7729 118643

The information provided in this communication is not intended for retail clients. It is general in nature only and does not constitute advice or an offer to sell, or the solicitation of an offer to purchase any swap or other financial instruments, nor constitute any recommendation on our part. The information has been prepared without considering your investment objectives, financial situation, or knowledge and experience. This material is not a research report and is not intended as such. FIS is not responsible for any trading decisions taken based on this communication. Trading swaps and over-the-counter derivatives, exchange-traded derivatives, and options involve substantial risk and are not suitable for all investors. You are advised to perform an independent investigation to determine whether a transaction is suitable for you. No part of this material may be copied or duplicated in any form by any means or redistributed without our prior written consent. Freight Investor Services Ltd (FIS) is authorised and regulated by the Financial Conduct Authority (FRN: 211452) and is a member of the National Futures Association ("NFA"). Freight Investor Services PTE Ltd ("FIS PTE") is a private limited company, incorporated and registered in Singapore with company number 200603922G, and has subsidiary offices in India and Shanghai. Freight Investor Solutions DMCC ("FIS DMCC") is a private limited company, incorporated and registered in Dubai with company number DMCC1225. Further information about FIS including the location of its offices can be found on our website at www.freightinvestorservices.com