

# FIS Fuel Oil Daily Evening Report

London +44 20 7090 1134 - info@freightinvestor.com | Singapore +65 6535 5189 - info@freightinvestor.asia | Shanghai +86 21 63012568

18 March 2021

## Oil and Energy Market News

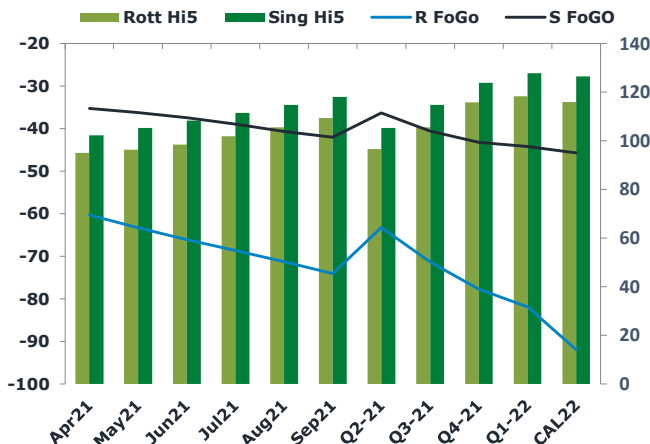
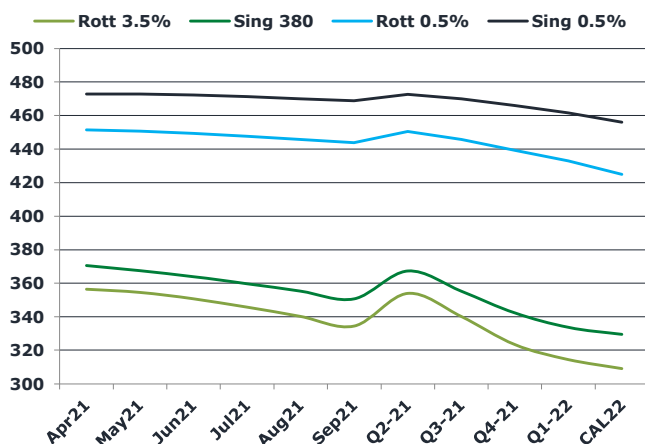
Brent crude oil front month futures ended the day down on Thursday, printing \$64.46 at 1710MT, down 5.25%. Highs in the day reached \$68.15 and lows touched \$64.10.

Brent Crude followed a downwards trajectory from the morning European open, with a further fall in the Brent Benchmark towards the European close in what seemed like a correction from the highs seen persistently from the result of the OPEC+ meeting in the first week of March, that ended in the decision to roll output cuts to April.

## Brent

64.46

	Barges 3.5 %	Sing 380cst	Rott 0.5%	Sing 0.5%	Sing HI5
Apr21	356.45	370.45	451.51	472.76	102
May21	354.45	367.45	450.76	472.76	105
Jun21	350.70	363.95	449.26	472.26	108
Jul21	345.70	359.70	447.51	471.26	112
Aug21	340.20	355.20	445.76	470.01	115
Sep21	334.45	350.70	443.76	468.76	118
Q2-21	353.85	367.30	450.50	472.60	105
Q3-21	340.12	355.20	445.67	470.01	115
Q4-21	323.37	342.20	439.26	466.01	124
Q1-22	314.45	333.62	432.84	461.51	128
CAL22	309.00	329.50	424.90	455.94	127



## Fuel Oil Market News

The front crack opened at -8.40 this morning with the front Barges crack ended the day printing -8.00. The Cal 22 crack was valued at -10.4.

The Singapore FOGO ended the day trading at -35.25, with the Euro Fogo printing -60.25 on both front months, respectively.

	Rott GOGO	Sing GOGO	R FoGo	S FoGo	Rott HI5
Apr21	155.31	137.56	-60.25	-35.25	95
May21	159.60	141.52	-63.30	-36.22	96
Jun21	164.59	145.69	-66.04	-37.39	99
Jul21	170.44	150.47	-68.63	-38.91	102
Aug21	176.77	155.49	-71.22	-40.68	106
Sep21	183.36	160.06	-74.05	-42.01	109
Q2-21	159.85	141.54	-63.20	-36.24	97
Q3-21	176.85	155.34	-71.30	-40.53	106
Q4-21	193.55	167.05	-77.66	-43.24	116
Q1-22	200.23	172.08	-81.84	-44.19	118
CAL22	207.80	172.11	-91.90	-45.67	116

# FIS Fuel Oil Daily Evening Report

London +44 20 7090 1134 - info@freightinvestor.com | Singapore +65 6535 5189 - info@freightinvestor.asia | Shanghai +86 21 63012568

18 March 2021

## TIME SPREADS FUEL

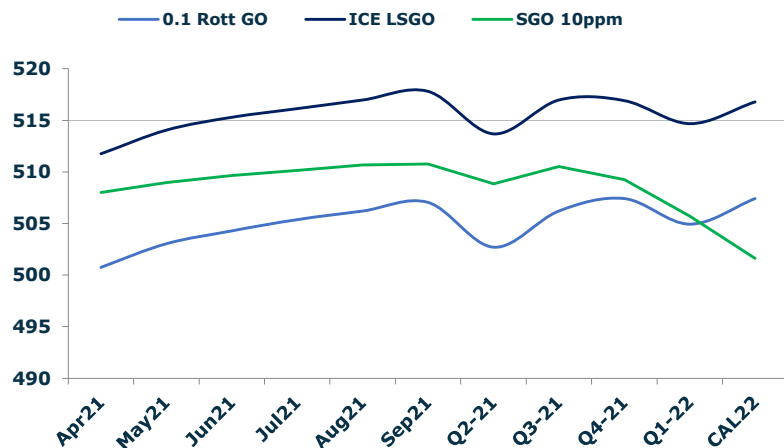
	Barges 3.5	S 380	Rott 0.5%	Sing 0.5%
Apr21/May21	2.00	3.00	0.75	0.00
May21/Jun21	3.75	3.50	1.50	0.50
Jun21/Jul21	5.00	4.25	1.75	1.00
Jul21/Aug21	5.50	4.50	1.75	1.25
Aug21/Sep21	5.75	4.50	2.00	1.25
Q2-21/Q3-21	13.73	12.10	4.83	2.59
Q3-21/Q4-21	16.75	13.00	6.42	4.00
Q4-21/Q1-22	8.92	8.58	6.42	4.50
CAL22/CAL23	5.00	5.00	4.90126812	9.69

## GASOIL CURVES

	Rott 0.1	SGO 10ppm	ICE GO
Apr21	500.8	508.0	511.8
May21	503.1	509.0	514.1
Jun21	504.3	509.6	515.3
Jul21	505.4	510.2	516.1
Aug21	506.2	510.7	517.0
Sep21	507.1	510.8	517.8
Q2-21	502.7	508.8	513.7
Q3-21	506.2	510.5	517.0
Q4-21	507.4	509.2	516.9
Q1-22	504.9	505.7	514.7
CAL22	507.4	501.6	516.8

## EW SPREAD

	EW380	EW0.5%
Apr21	14.00	21.25
May21	13.00	22.00
Jun21	13.25	23.00
Jul21	14.00	23.75
Aug21	15.00	24.25
Sep21	16.25	25.00
Q2-21	13.45	22.10
Q3-21	15.08	24.33
Q4-21	18.83	26.75
Q1-22	19.17	28.67
CAL22	20.50	31.04



## Contact US:

### Luke Longhurst

Email: lukel@freightinvestor.com

Mobile: (+44) 7966 968761

### Jessie Deng

Email: jessied@freightinvestor.com

Mobile: (+86) 13524516743

### Chris Hudson

Email: chrish@freightinvestor.com

Mobile: (+44) 7738 697750

### Jarryd Smith

Email: jarryds@freightinvestor.com

Mobile: (+65) 8798 4987

### Ricky Forman

Email: rickyf@freightinvestor.com

Mobile: (+44) 7868 708719

### Sam Twyford

Email: samt@freightinvestor.com

Mobile: (+44) 7729 118643

The information provided in this communication is not intended for retail clients. It is general in nature only and does not constitute advice or an offer to sell, or the solicitation of an offer to purchase any swap or other financial instruments, nor constitute any recommendation on our part. The information has been prepared without considering your investment objectives, financial situation, or knowledge and experience. This material is not a research report and is not intended as such. FIS is not responsible for any trading decisions taken based on this communication. Trading swaps and over-the-counter derivatives, exchange-traded derivatives, and options involve substantial risk and are not suitable for all investors. You are advised to perform an independent investigation to determine whether a transaction is suitable for you. No part of this material may be copied or duplicated in any form by any means or redistributed without our prior written consent. Freight Investor Services Ltd (FIS) is authorised and regulated by the Financial Conduct Authority (FRN: 211452) and is a member of the National Futures Association ("NFA"). Freight Investor Services PTE Ltd ("FIS PTE") is a private limited company, incorporated and registered in Singapore with company number 200603922G, and has subsidiary offices in India and Shanghai. Freight Investor Solutions DMCC ("FIS DMCC") is a private limited company, incorporated and registered in Dubai with company number DMCC1225. Further information about FIS including the location of its offices can be found on our website at [www.freightinvestorservices.com](http://www.freightinvestorservices.com)