

FIS Fuel Oil Daily Evening Report

London +44 20 7090 1134 - info@freightinvestor.com | Singapore +65 6535 5189 - info@freightinvestor.asia | Shanghai +86 21 63012568

07 April 2021

Oil and Energy Market News

Brent crude oil front month futures ended the day down on Wednesday, printing \$61.76 at 1705GMT, down 1.5%. Highs in the day reached \$63.55 and lows touched \$61.65 and falling into the close.

EIA week ending 4/2

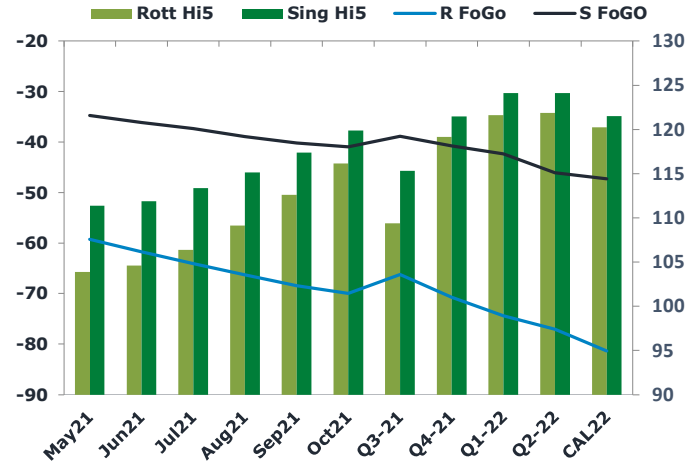
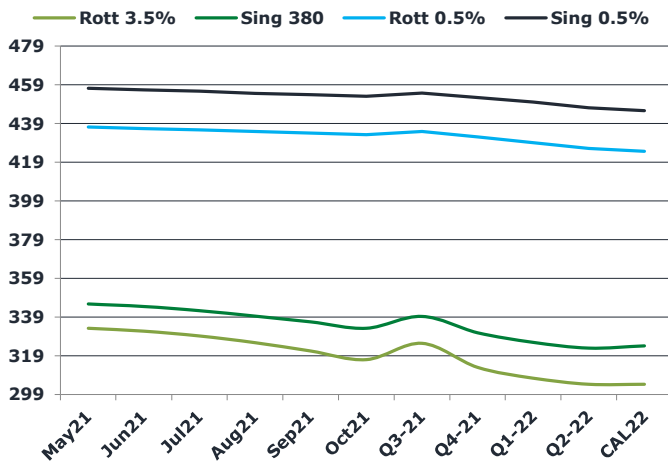
Crude oil: -3.5M
Gasoline: +4.0M
Distillates: +1.5M
Refiner utiliz: 84.0%
Impld mogas demand: 8.78Mbpd

Crude oil prices fell on Wednesday after the Energy Information Administration reported a crude oil inventory draw of 3.5 million barrels for the week to April 2 along with a hefty gasoline stock increase and a build in distillates. This compares with an inventory decline of 900,000 barrels reported for the previous week and analyst expectations for an inventory draw of 1.325 million barrels for the period. (Oilprice.com)

Brent

61.76

	Barges 3.5 %	Sing 380cst	Rott 0.5%	Sing 0.5%	Sing Hi5
May21	333.25	345.75	437.13	457.13	111
Jun21	331.75	344.50	436.38	456.38	112
Jul21	329.25	342.25	435.63	455.63	113
Aug21	325.75	339.50	434.88	454.63	115
Sep21	321.50	336.50	434.13	453.88	117
Oct21	317.00	333.25	433.13	453.13	120
Q3-21	325.50	339.40	434.90	454.70	115
Q4-21	313.00	330.92	432.13	452.38	121
Q1-22	307.50	326.00	429.13	450.13	124
Q2-22	304.25	323.00	426.13	447.13	124
CAL22	304.35	324.10	424.63	445.63	122



Fuel Oil Market News

The front crack opened at -9.00 this morning with the front Barges crack ended the day printing -8.95. The Cal 22 crack was valued at -10.7.

The Singapore FOGO ended the day trading at -34.75, with the Euro Fogo printing -59.25 on both front months, respectively.

	Rott GOFO	Sing GOFO	R FoGo	S FoGo	Rott Hi5
May21	163.13	146.13	-59.25	-34.75	104
Jun21	166.38	147.97	-61.75	-36.10	105
Jul21	170.44	150.74	-64.06	-37.37	106
Aug21	175.40	154.01	-66.27	-38.89	109
Sep21	181.08	157.54	-68.45	-40.16	113
Oct21	186.04	160.79	-69.91	-40.91	116
Q3-21	175.65	154.16	-66.25	-38.86	109
Q4-21	189.87	162.22	-70.75	-40.77	119
Q1-22	196.00	166.45	-74.38	-42.32	122
Q2-22	198.93	170.17	-77.06	-46.04	122
CAL22	201.62	168.83	-81.34	-47.31	120

FIS Fuel Oil Daily Evening Report

London +44 20 7090 1134 - info@freightinvestor.com | Singapore +65 6535 5189 - info@freightinvestor.asia | Shanghai +86 21 63012568

07 April 2021

TIME SPREADS FUEL

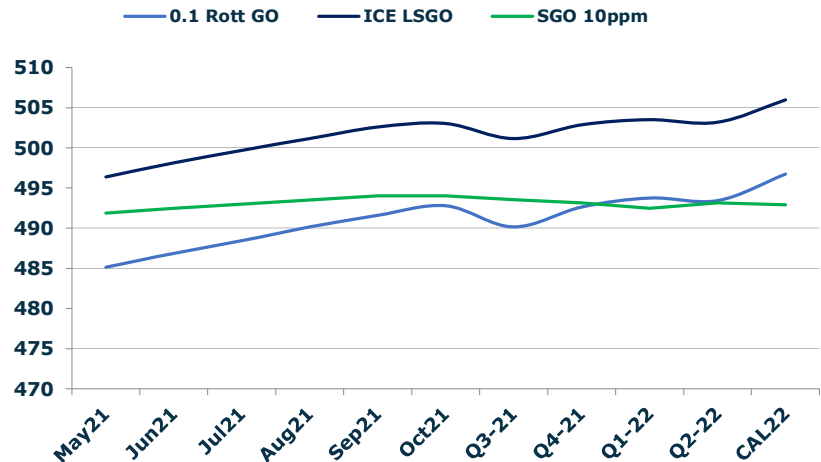
	Barges 3.5	S 380	Rott 0.5%	Sing 0.5%
May21/Jun21	1.50	1.25	0.75	0.75
Jun21/Jul21	2.50	2.25	0.75	0.75
Jul21/Aug21	3.50	2.75	0.75	1.00
Aug21/Sep21	4.25	3.00	0.75	0.75
Sep21/Oct21	4.50	3.25	1.00	0.75
Q3-21/Q4-21	12.50	8.48	2.78	2.32
Q4-21/Q1-22	5.50	4.92	3.00	2.25
Q1-22/Q2-22	3.25	3.00	3.00	3.00
CAL22/CAL23	5.00	5.00	1.275	4.78

GASOIL CURVES

	Rott 0.1	SGO 10ppm	ICE GO
May21	485.1	491.9	496.4
Jun21	486.9	492.5	498.1
Jul21	488.4	493.0	499.7
Aug21	490.1	493.5	501.1
Sep21	491.6	494.0	502.6
Oct21	492.8	494.0	503.0
Q3-21	490.2	493.6	501.2
Q4-21	492.6	493.1	502.9
Q1-22	493.8	492.4	503.5
Q2-22	493.4	493.2	503.2
CAL22	496.7	492.9	506.0

EW SPREAD

	EW380	EW0.5%
May21	12.50	20.00
Jun21	12.75	20.00
Jul21	13.00	20.00
Aug21	13.75	19.75
Sep21	15.00	19.75
Oct21	16.25	20.00
Q3-21	13.90	19.80
Q4-21	17.92	20.25
Q1-22	18.50	21.00
Q2-22	18.75	21.00
CAL22	19.75	21.00



Contact US:

Luke Longhurst

Email: lukel@freightinvestor.com

Mobile: (+44) 7966 968761

Jessie Deng

Email: jessied@freightinvestor.com

Mobile: (+86) 13524516743

Ricky Forman

Email: rickyf@freightinvestor.com

Mobile: (+44) 7868 708719

Jarryd Smith

Email: jarryds@freightinvestor.com

Mobile: (+65) 8798 4987

Sam Twyford

Email: samt@freightinvestor.com

Mobile: (+44) 7729 118643

The information provided in this communication is not intended for retail clients. It is general in nature only and does not constitute advice or an offer to sell, or the solicitation of an offer to purchase any swap or other financial instruments, nor constitute any recommendation on our part. The information has been prepared without considering your investment objectives, financial situation, or knowledge and experience. This material is not a research report and is not intended as such. FIS is not responsible for any trading decisions taken based on this communication. Trading swaps and over-the-counter derivatives, exchange-traded derivatives, and options involve substantial risk and are not suitable for all investors. You are advised to perform an independent investigation to determine whether a transaction is suitable for you. No part of this material may be copied or duplicated in any form by any means or redistributed without our prior written consent. Freight Investor Services Ltd (FIS) is authorised and regulated by the Financial Conduct Authority (FRN: 211452) and is a member of the National Futures Association ("NFA"). Freight Investor Services PTE Ltd ("FIS PTE") is a private limited company, incorporated and registered in Singapore with company number 200603922G, and has subsidiary offices in India and Shanghai. Freight Investor Solutions DMCC ("FIS DMCC") is a private limited company, incorporated and registered in Dubai with company number DMCC1225. Further information about FIS including the location of its offices can be found on our website at www.freightinvestorservices.com