

FIS Fuel Oil Daily Evening Report

London +44 20 7090 1134 - info@freightinvestor.com | Singapore +65 6535 5189 - info@freightinvestor.asia | Shanghai +86 21 63012568

14 April 2021

Oil and Energy Market News

Brent crude oil front month futures ended the day up on Wednesday, printing \$66.65 at 1720GMT, up 4.6%. Highs in the day reached \$66.471 and lows touched \$63.88.

EIA Report

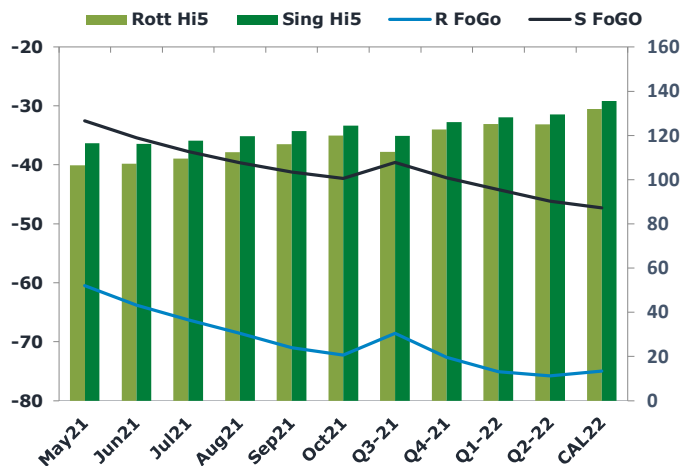
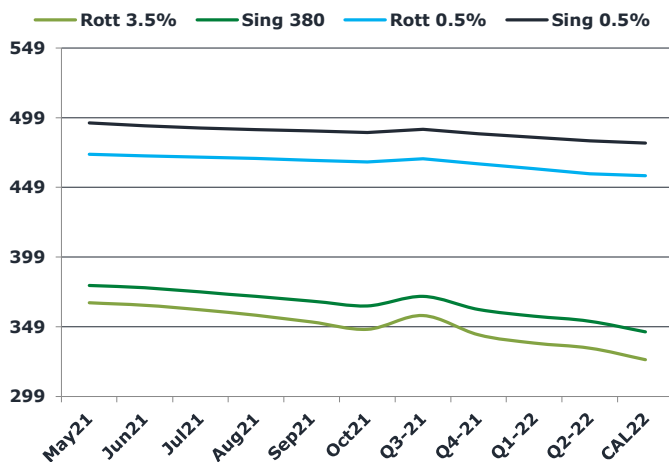
#Crude: -5,889
#Cushing: 0,346
#Distillate: -2,083
#Gasoline: 0,309
#Production: 100

Oil made a very meaningful push from 1400BST as the US opened for trading, with the EIA figures further enhancing the gains made. Earlier in the session, oil prices rose on a report from the International Energy Agency that predicted global oil demand and supply were set to rebalance in the second half of the year. It added that producers may then need to pump an additional 2 million bpd to meet the expected demand. (Reuters)

Brent

66.65

	Barges 3.5 %	Sing 380cst	Rott 0.5%	Sing 0.5%	Sing Hi5
May21	366.25	378.75	472.68	495.18	116
Jun21	364.50	377.00	471.68	493.18	116
Jul21	361.25	374.00	470.68	491.68	118
Aug21	357.25	370.75	469.68	490.43	120
Sep21	352.50	367.50	468.43	489.43	122
Oct21	347.25	364.00	467.18	488.43	124
Q3-21	357.00	370.75	469.60	490.50	120
Q4-21	343.25	361.42	465.93	487.43	126
Q1-22	337.25	356.67	462.43	484.93	128
Q2-22	333.75	353.00	458.76	482.43	129
CAL22	325.50	345.25	457.39	480.80	136



Fuel Oil Market News

The front crack opened at -8.56 this morning with the front Barges crack ended the day printing -8.45. The Cal 22 crack was valued at -10.45.

The Singapore FOGO ended the day trading at -32.5, with the Euro Fogo printing -60.5 on both front months, respectively.

	Rott GOFO	Sing GOFO	R FoGo	S FoGo	Rott Hi5
May21	166.93	148.93	-60.50	-32.50	106
Jun21	170.98	151.57	-63.80	-35.39	107
Jul21	175.71	155.39	-66.28	-37.71	109
Aug21	180.98	159.31	-68.55	-39.63	112
Sep21	186.98	163.16	-71.05	-41.23	116
Oct21	192.15	166.73	-72.22	-42.30	120
Q3-21	181.20	159.32	-68.60	-39.57	113
Q4-21	195.28	168.20	-72.60	-42.19	123
Q1-22	200.29	172.43	-75.11	-44.17	125
Q2-22	200.81	175.60	-75.79	-46.17	125
CAL22	206.86	182.84	-74.97	-47.28	132

FIS Fuel Oil Daily Evening Report

London +44 20 7090 1134 - info@freightinvestor.com | Singapore +65 6535 5189 - info@freightinvestor.asia | Shanghai +86 21 63012568

14 April 2021

TIME SPREADS FUEL

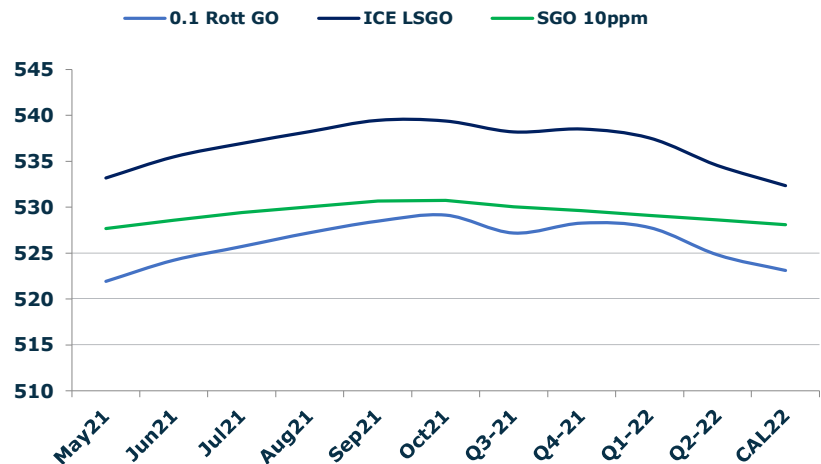
	Barges 3.5	S 380	Rott 0.5%	Sing 0.5%
May21/Jun21	1.75	1.75	1.00	2.00
Jun21/Jul21	3.25	3.00	1.00	1.50
Jul21/Aug21	4.00	3.25	1.00	1.25
Aug21/Sep21	4.75	3.25	1.25	1.00
Sep21/Oct21	5.25	3.50	1.25	1.00
Q3-21/Q4-21	13.75	9.33	3.67	3.07
Q4-21/Q1-22	6.00	4.75	3.50	2.50
Q1-22/Q2-22	3.50	3.67	3.67	2.50
CAL22/CAL23	5.00	5.00	12.9	18.80

GASOIL CURVES

	Rott 0.1	SGO 10ppm	ICE GO
May21	521.9	527.7	533.2
Jun21	524.2	528.6	535.5
Jul21	525.7	529.4	537.0
Aug21	527.2	530.1	538.2
Sep21	528.5	530.7	539.5
Oct21	529.1	530.7	539.4
Q3-21	527.2	530.1	538.2
Q4-21	528.3	529.6	538.5
Q1-22	527.8	529.1	537.5
Q2-22	524.8	528.6	534.6
CAL22	523.1	528.1	532.4

EW SPREAD

	EW380	EW0.5%
May21	12.50	22.50
Jun21	12.50	21.50
Jul21	12.75	21.00
Aug21	13.50	20.75
Sep21	15.00	21.00
Oct21	16.75	21.25
Q3-21	13.75	20.90
Q4-21	18.17	21.50
Q1-22	19.42	22.50
Q2-22	19.25	23.67
CAL22	19.75	23.42



Contact US:

Luke Longhurst

Email: lukel@freightinvestor.com

Mobile: (+44) 7966 968761

Jessie Deng

Email: jessied@freightinvestor.com

Mobile: (+86) 13524516743

Ricky Forman

Email: rickyf@freightinvestor.com

Mobile: (+44) 7868 708719

Jarryd Smith

Email: jarryds@freightinvestor.com

Mobile: (+65) 8798 4987

Sam Twyford

Email: samt@freightinvestor.com

Mobile: (+44) 7729 118643

The information provided in this communication is not intended for retail clients. It is general in nature only and does not constitute advice or an offer to sell, or the solicitation of an offer to purchase any swap or other financial instruments, nor constitute any recommendation on our part. The information has been prepared without considering your investment objectives, financial situation, or knowledge and experience. This material is not a research report and is not intended as such. FIS is not responsible for any trading decisions taken based on this communication. Trading swaps and over-the-counter derivatives, exchange-traded derivatives, and options involve substantial risk and are not suitable for all investors. You are advised to perform an independent investigation to determine whether a transaction is suitable for you. No part of this material may be copied or duplicated in any form by any means or redistributed without our prior written consent. Freight Investor Services Ltd (FIS) is authorised and regulated by the Financial Conduct Authority (FRN: 211452) and is a member of the National Futures Association ("NFA"). Freight Investor Services PTE Ltd ("FIS PTE") is a private limited company, incorporated and registered in Singapore with company number 200603922G, and has subsidiary offices in India and Shanghai. Freight Investor Solutions DMCC ("FIS DMCC") is a private limited company, incorporated and registered in Dubai with company number DMCC1225. Further information about FIS including the location of its offices can be found on our website at www.freightinvestorservices.com