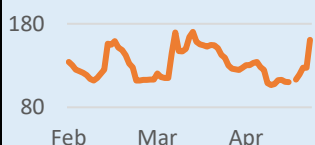


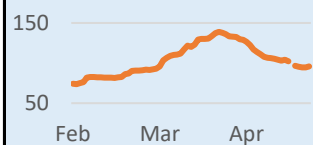
TC2	ws	\$/mt
Balmo	146.50	18.034
Jun-21	136.00	16.742
Jul-21	131.62	16.202
Aug-21	131.56	16.195
Sep-21	132.84	16.352
Oct-21	139.25	17.142
Q2(21)	134.31	16.534
Q3(21)	132.00	16.249
Q4(21)	145.99	17.971
Q1(22)		17.736
CAL(22)		17.745

Flat Rate 12.31  
Spot 160.56  
MTD 129.61



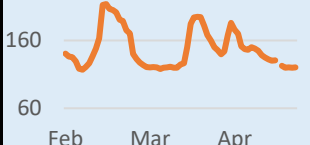
TC5	ws	\$/mt
Balmo	105.02	21.487
Jun-21	117.00	23.939
Jul-21	123.33	25.233
Aug-21	126.29	25.839
Sep-21	127.53	26.092
Oct-21	130.51	26.702
Q2(21)	112.51	23.020
Q3(21)	125.71	25.721
Q4(21)	134.36	27.490
Q1(22)		26.494
CAL(22)		26.890

Flat Rate 20.46  
Spot 95.64  
MTD 95.34



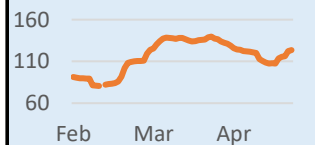
TC6	ws	\$/mt
Balmo	141.00	9.179
Jun-21	139.00	9.049
Jul-21	137.51	8.952
Aug-21	134.22	8.738
Sep-21	135.24	8.804
Oct-21	140.08	9.119
Q2(21)	141.77	9.229
Q3(21)	135.65	8.831
Q4(21)	156.99	10.220
Q1(22)		10.195
CAL(22)		9.885

Flat Rate 6.51  
Spot 120.25  
MTD 120.55



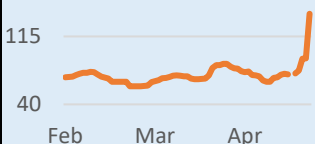
TC12	ws	\$/mt
Balmo	127.77	23.944
Jun-21	129.65	24.296
Jul-21	129.50	24.269
Aug-21	130.68	24.490
Sep-21	131.86	24.710
Oct-21	134.00	25.111
Q2(21)	125.99	23.610
Q3(21)	130.68	24.490
Q4(21)	138.32	25.921
Q1(22)		23.736
CAL(22)		23.904

Flat Rate 18.74  
Spot 123.44  
MTD 116.45



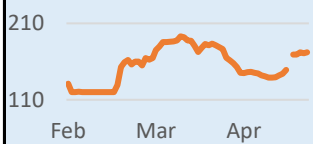
TC14	ws	\$/mt
Balmo	125.00	22.450
Jun-21	96.00	17.242
Jul-21	95.99	17.240
Aug-21	93.99	16.880
Sep-21	95.06	17.073
Oct-21	108.25	19.441
Q2(21)	96.28	17.291
Q3(21)	95.01	17.064
Q4(21)	110.95	19.927
Q1(22)		18.228
CAL(22)		18.180

Flat Rate 17.96  
Spot 140.00  
MTD 94.57



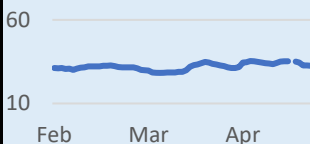
TC17	ws	\$/mt
Balmo	169.95	16.842
Jun-21	173.31	17.175
Jul-21	181.02	17.939
Aug-21	182.84	18.119
Sep-21	184.32	18.266
Oct-21	188.32	18.663
Q2(21)	164.49	16.301
Q3(21)	182.72	18.108
Q4(21)	192.35	19.062
Q1(22)		17.299
CAL(22)		17.300

Flat Rate 9.91  
Spot 172.00  
MTD 170.60



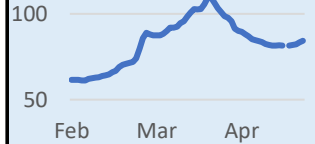
TD3C	ws	\$/mt
Balmo	34.08	6.213
Jun-21	36.48	6.651
Jul-21	40.50	7.383
Aug-21	41.50	7.566
Sep-21	42.50	7.748
Oct-21	46.50	8.477
Q2(21)	34.71	6.328
Q3(21)	41.50	7.566
Q4(21)	54.20	9.881
Q1(22)		9.633
CAL(22)		9.750

Flat Rate 18.23  
Spot 32.54  
MTD 33.52



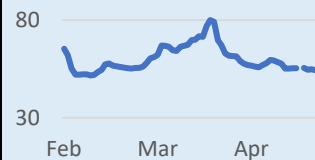
TD8	ws	\$/mt
Balmo	82.44	10.404
Jun-21	82.82	10.452
Jul-21	82.90	10.462
Aug-21	83.32	10.515
Sep-21	84.83	10.706
Oct-21	90.29	11.394
Q2(21)	84.61	10.678
Q3(21)	83.68	10.561
Q4(21)	98.61	12.445
Q1(22)		12.615
CAL(22)		13.170

Flat Rate 12.62  
Spot 84.22  
MTD 82.64



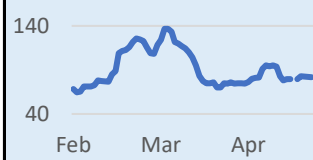
TD20	ws	\$/mt
Balmo	54.23	7.657
Jun-21	52.50	7.413
Jul-21	56.98	8.046
Aug-21	57.22	8.080
Sep-21	61.04	8.619
Oct-21	68.94	9.735
Q2(21)	55.42	7.825
Q3(21)	58.41	8.248
Q4(21)	74.81	10.563
Q1(22)		10.633
CAL(22)		10.373

Flat Rate 14.12  
Spot 54.43  
MTD 54.75



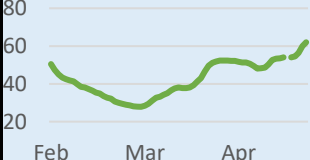
TD25	ws	\$/mt
Balmo	90.65	15.375
Jun-21	88.29	14.974
Jul-21	88.07	14.936
Aug-21	88.44	14.999
Sep-21	88.81	15.062
Oct-21	97.97	16.616
Q2(21)	86.07	14.597
Q3(21)	88.44	14.999
Q4(21)	107.44	18.222
Q1(22)		19.350
CAL(22)		19.188

Flat Rate 16.96  
Spot 81.67  
MTD 81.75



BLPG1	\$/mt
May-21	60.205
Jun-21	55.000
Jul-21	50.500
Aug-21	49.000
Sep-21	49.250
Oct-21	53.500
Q2(21)	55.525
Q3(21)	49.584
Q4(21)	54.250
Q1(22)	53.250
CAL(22)	55.250

Spot 62.00  
MTD 57.37



For more information please contact:

**Brandon Cayzer:**  
brandonc@freightinvestor.com  
+44 (0)7729 118640  
ICE - bcayzer

**Jack Shilling:**  
jshilling@freightinvestor.com  
+44 (0)7702 834733  
ICE - jshilling