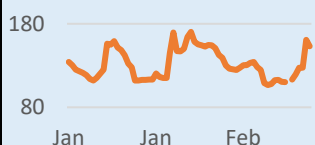


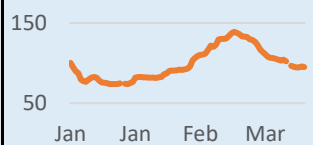
TC2	ws	\$/mt
Balmo	138.00	16.988
Jun-21	130.00	16.003
Jul-21	129.50	15.942
Aug-21	130.00	16.003
Sep-21	130.50	16.065
Oct-21	139.25	17.142
Q2(21)	129.79	15.977
Q3(21)	130.00	16.003
Q4(21)	145.36	17.894
Q1(22)		17.726
CAL(22)		17.745

Flat Rate 12.31
Spot 153.06
MTD 133.52



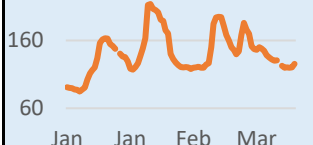
TC5	ws	\$/mt
Balmo	103.41	21.157
Jun-21	112.08	22.931
Jul-21	121.37	24.832
Aug-21	124.47	25.466
Sep-21	126.16	25.813
Oct-21	128.28	26.246
Q2(21)	110.33	22.573
Q3(21)	124.00	25.370
Q4(21)	130.87	26.775
Q1(22)		26.472
CAL(22)		26.895

Flat Rate 20.46
Spot 95.00
MTD 95.29



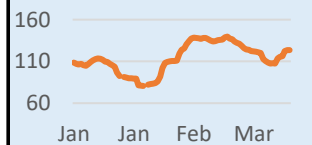
TC6	ws	\$/mt
Balmo	140.91	9.173
Jun-21	139.94	9.110
Jul-21	138.89	9.042
Aug-21	136.02	8.855
Sep-21	135.24	8.804
Oct-21	140.08	9.119
Q2(21)	141.44	9.208
Q3(21)	136.73	8.901
Q4(21)	157.96	10.283
Q1(22)		10.195
CAL(22)		9.885

Flat Rate 6.51
Spot 125.63
MTD 121.40



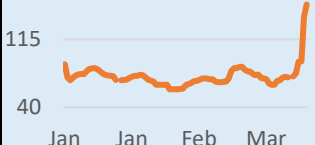
TC12	ws	\$/mt
Balmo	128.37	24.056
Jun-21	128.63	24.106
Jul-21	129.50	24.269
Aug-21	130.50	24.456
Sep-21	131.52	24.646
Oct-21	134.00	25.111
Q2(21)	125.70	23.556
Q3(21)	130.51	24.457
Q4(21)	138.32	25.921
Q1(22)		23.736
CAL(22)		23.886

Flat Rate 18.74
Spot 123.44
MTD 117.45



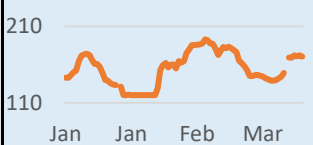
TC14	ws	\$/mt
Balmo	105.02	18.861
Jun-21	90.27	16.213
Jul-21	90.12	16.186
Aug-21	90.37	16.231
Sep-21	91.07	16.357
Oct-21	108.22	19.437
Q2(21)	89.92	16.149
Q3(21)	90.52	16.258
Q4(21)	109.15	19.603
Q1(22)		18.233
CAL(22)		18.187

Flat Rate 17.96
Spot 153.57
MTD 104.41



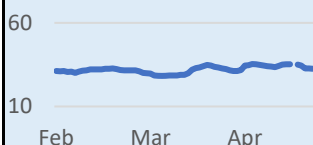
TC17	ws	\$/mt
Balmo	169.76	16.823
Jun-21	173.31	17.175
Jul-21	181.02	17.939
Aug-21	182.84	18.119
Sep-21	184.32	18.266
Oct-21	188.32	18.663
Q2(21)	164.46	16.298
Q3(21)	182.72	18.108
Q4(21)	192.35	19.062
Q1(22)		17.299
CAL(22)		17.300

Flat Rate 9.91
Spot 170.50
MTD 170.58



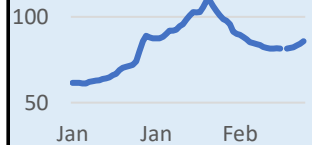
TD3C	ws	\$/mt
Balmo	32.95	6.006
Jun-21	35.76	6.519
Jul-21	39.38	7.179
Aug-21	40.79	7.436
Sep-21	42.01	7.659
Oct-21	46.11	8.406
Q2(21)	34.19	6.232
Q3(21)	40.72	7.424
Q4(21)	53.56	9.764
Q1(22)		9.605
CAL(22)		9.700

Flat Rate 18.23
Spot 32.54
MTD 33.36



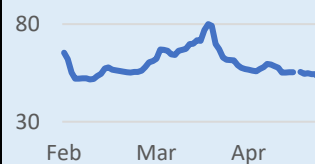
TD8	ws	\$/mt
Balmo	82.73	10.440
Jun-21	83.06	10.482
Jul-21	82.90	10.462
Aug-21	83.32	10.515
Sep-21	84.83	10.706
Oct-21	90.29	11.394
Q2(21)	84.81	10.703
Q3(21)	83.68	10.561
Q4(21)	98.61	12.445
Q1(22)		12.615
CAL(22)		13.170

Flat Rate 12.62
Spot 85.83
MTD 83.17



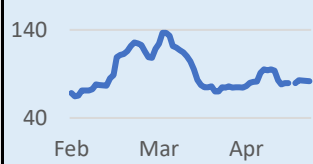
TD20	ws	\$/mt
Balmo	52.05	7.350
Jun-21	51.93	7.333
Jul-21	55.23	7.798
Aug-21	56.32	7.953
Sep-21	58.58	8.272
Oct-21	67.73	9.563
Q2(21)	54.26	7.662
Q3(21)	56.71	8.007
Q4(21)	73.35	10.357
Q1(22)		10.583
CAL(22)		10.348

Flat Rate 14.12
Spot 52.73
MTD 54.42



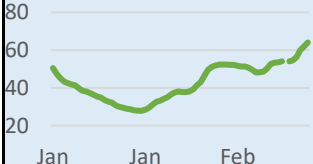
TD25	ws	\$/mt
Balmo	88.53	15.014
Jun-21	85.30	14.467
Jul-21	86.67	14.700
Aug-21	87.62	14.860
Sep-21	88.58	15.023
Oct-21	97.03	16.457
Q2(21)	84.42	14.318
Q3(21)	87.62	14.861
Q4(21)	105.81	17.946
Q1(22)		19.338
CAL(22)		19.188

Flat Rate 16.96
Spot 81.25
MTD 81.67



BLPG1	\$/mt
May-21	61.195
Jun-21	56.000
Jul-21	51.000
Aug-21	49.500
Sep-21	49.750
Oct-21	53.750
Q2(21)	56.189
Q3(21)	50.083
Q4(21)	54.500
Q1(22)	53.500
CAL(22)	55.250

Spot 64.00
MTD 58.48



For more information please contact:

Brandon Cayzer:
brandonc@freightinvestor.com
+44 (0)7729 118640
ICE - bcayzer

Jack Shilling:
jshilling@freightinvestor.com
+44 (0)7702 834733
ICE - jshilling