

# FIS Fuel Oil Daily Evening Report

London +44 20 7090 1134 - info@freightinvestor.com | Singapore +65 6535 5189 - info@freightinvestor.asia | Shanghai +86 21 63012568

## 03 June 2021

### Oil and Energy Market News

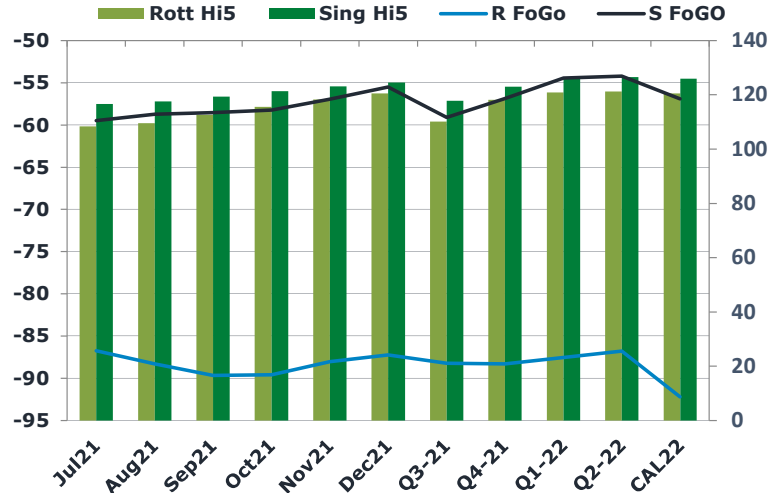
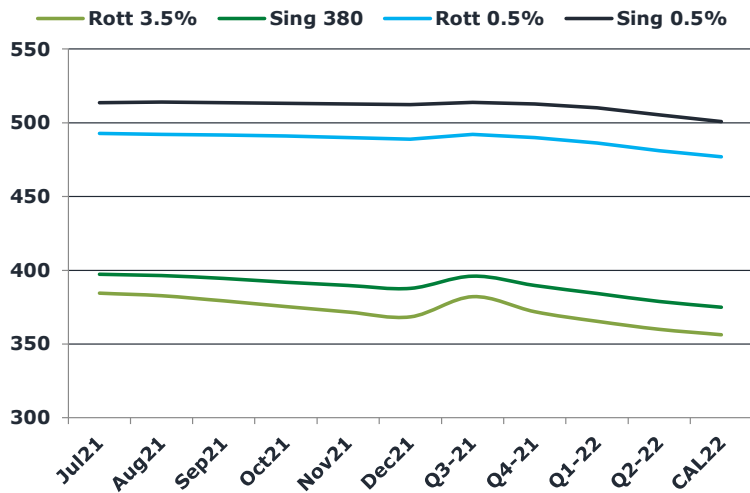
Brent crude oil front month futures ended the day down 0.45% on Thursday, printing \$71.02 at 1700BST. Highs in the day reached \$71.99 and lows touched \$70.66.

#### EIA week ending 5/28

Crude oil: -5.1M  
 Gasoline: +1.5M  
 Distillates: +3.7M  
 Refiner utilz: 88.7%  
 Impld mogas demand: 9.15Mbpd

### Brent 71.02

	Barges 3.5 %	Sing 380cst	Rott 0.5%	Sing 0.5%	Sing Hi5
Jul21	384.40	397.15	492.73	513.73	117
Aug21	382.65	396.40	492.23	513.98	118
Sep21	379.15	394.40	491.73	513.73	119
Oct21	375.40	391.90	490.98	513.23	121
Nov21	371.65	389.65	489.98	512.73	123
Dec21	368.40	387.65	488.98	512.23	125
Q3-21	382.05	396.00	492.25	513.80	118
Q4-21	371.82	389.73	489.98	512.73	123
Q1-22	365.32	384.15	486.23	510.23	126
Q2-22	359.90	378.90	481.14	505.48	127
CAL22	356.30	374.80	476.89	500.79	126



### Fuel Oil Market News

The front crack opened at -10.03 is morning with the front Barges crack ended the day printing -10.05. The Cal 22 crack was valued at -9.60.

The Singapore FOGO ended the day trading at -59.50, with the Euro Fogo printing -86.75 on both front months, respectively.

	Rott GOFO	Sing GOFO	R FoGo	S FoGo	Rott Hi5
Jul21	195.08	176.08	-86.75	-59.50	108
Aug21	197.86	176.31	-88.28	-58.73	110
Sep21	202.24	177.86	-89.66	-58.53	113
Oct21	205.14	179.54	-89.56	-58.21	116
Nov21	206.36	180.00	-88.03	-56.92	118
Dec21	207.79	180.06	-87.22	-55.49	121
Q3-21	198.40	176.91	-88.20	-59.11	110
Q4-21	206.43	179.87	-88.27	-56.87	118
Q1-22	208.42	180.51	-87.51	-54.43	121
Q2-22	208.02	180.82	-86.77	-54.24	121
CAL22	212.82	182.89	-92.22	-56.90	121

# FIS Fuel Oil Daily Evening Report

London +44 20 7090 1134 - info@freightinvestor.com | Singapore +65 6535 5189 - info@freightinvestor.asia | Shanghai +86 21 63012568

## 03 June 2021

### TIME SPREADS FUEL

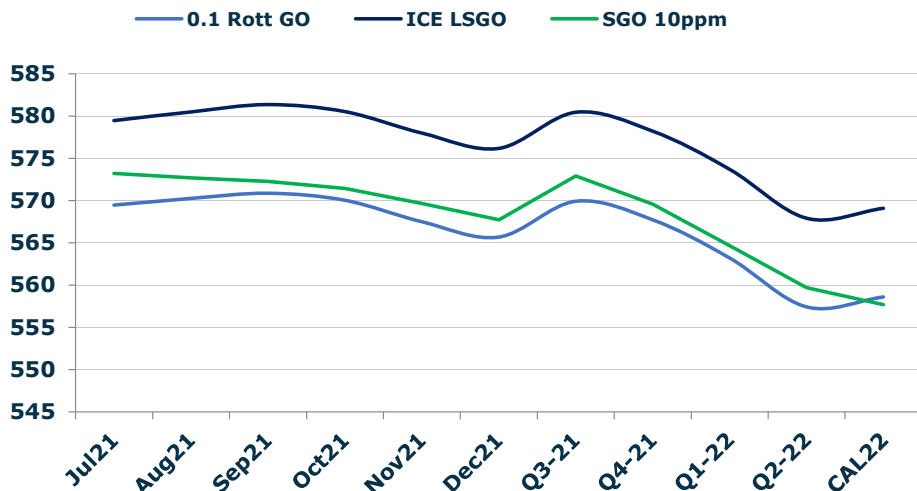
	Barges 3.5	S 380	Rott 0.5%	Sing 0.5%
Jul21/Aug21	1.75	0.75	0.50	-0.25
Aug21/Sep21	3.50	2.00	0.50	0.25
Sep21/Oct21	3.75	2.50	0.75	0.50
Oct21/Nov21	3.75	2.25	1.00	0.50
Nov21/Dec21	3.25	2.00	1.00	0.50
Q3-21/Q4-21	10.23	6.27	2.27	1.07
Q4-21/Q1-22	6.50	5.58	3.75	2.50
Q1-22/Q2-22	5.42	5.25	5.08	4.75
CAL22/CAL23	13.50	13.50	18.1	9.24

### GASOIL CURVES

	Rott 0.1	SGO 10ppm	ICE GO
Jul21	569.5	573.2	579.5
Aug21	570.3	572.7	580.5
Sep21	570.9	572.3	581.4
Oct21	570.0	571.4	580.5
Nov21	567.5	569.7	578.0
Dec21	565.7	567.7	576.2
Q3-21	570.0	572.9	580.5
Q4-21	567.7	569.6	578.2
Q1-22	563.2	564.7	573.7
Q2-22	557.4	559.7	567.9
CAL22	558.6	557.7	569.1

### EW SPREAD

	EW380	EW0.5%
Jul21	12.75	21.00
Aug21	13.75	21.75
Sep21	15.25	22.00
Oct21	16.50	22.25
Nov21	18.00	22.75
Dec21	19.25	23.25
Q3-21	13.95	21.55
Q4-21	17.92	22.75
Q1-22	18.83	24.00
Q2-22	19.00	24.33
CAL22	18.50	23.90



### Contact US:

#### Luke Longhurst

Email: lukel@freightinvestor.com

Mobile: (+44) 7966 968761

#### Ricky Forman

Email: rickyf@freightinvestor.com

Mobile: (+44) 7868 708719

#### Sam Twyford

Email: samt@freightinvestor.com

Mobile: (+44) 7729 118643

#### Jessie Deng

Email: jessied@freightinvestor.com

Mobile: (+86) 13524516743

#### Jarryd Smith

Email: jarryds@freightinvestor.com

Mobile: (+65) 8798 4987

The information provided in this communication is not intended for retail clients. It is general in nature only and does not constitute advice or an offer to sell, or the solicitation of an offer to purchase any swap or other financial instruments, nor constitute any recommendation on our part. The information has been prepared without considering your investment objectives, financial situation, or knowledge and experience. This material is not a research report and is not intended as such. FIS is not responsible for any trading decisions taken based on this communication. Trading swaps and over-the-counter derivatives, exchange-traded derivatives, and options involve substantial risk and are not suitable for all investors. You are advised to perform an independent investigation to determine whether a transaction is suitable for you. No part of this material may be copied or duplicated in any form by any means or redistributed without our prior written consent. Freight Investor Services Ltd (FIS) is authorised and regulated by the Financial Conduct Authority (FRN: 211452) and is a member of the National Futures Association ("NFA"). Freight Investor Services PTE Ltd ('FIS PTE') is a private limited company, incorporated and registered in Singapore with company number 200603922G, and has subsidiary offices in India and Shanghai. Freight Investor Solutions DMCC ('FIS DMCC') is a private limited company, incorporated and registered in Dubai with company number DMCC1225. Further information about FIS including the location of its offices can be found on our website at www.freightinvestorservices.com