

FIS Fuel Oil Daily Evening Report

London +44 20 7090 1134 - info@freightinvestor.com | Singapore +65 6535 5189 - info@freightinvestor.asia | Shanghai +86 21 63012568

23 June 2021

Oil and Energy Market News

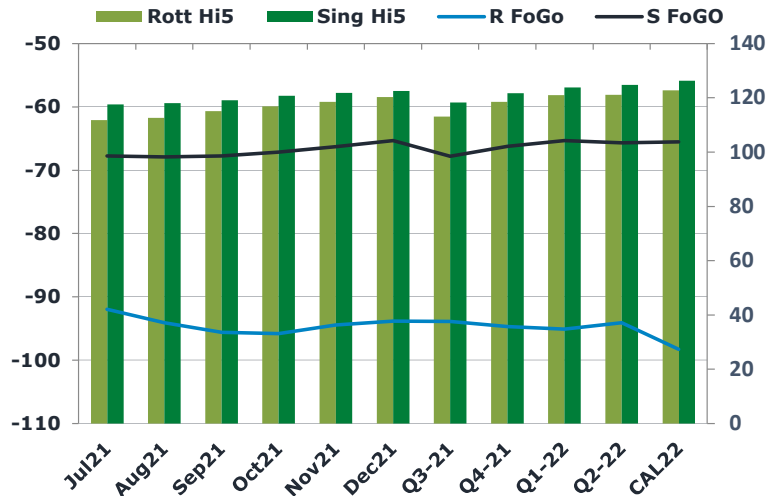
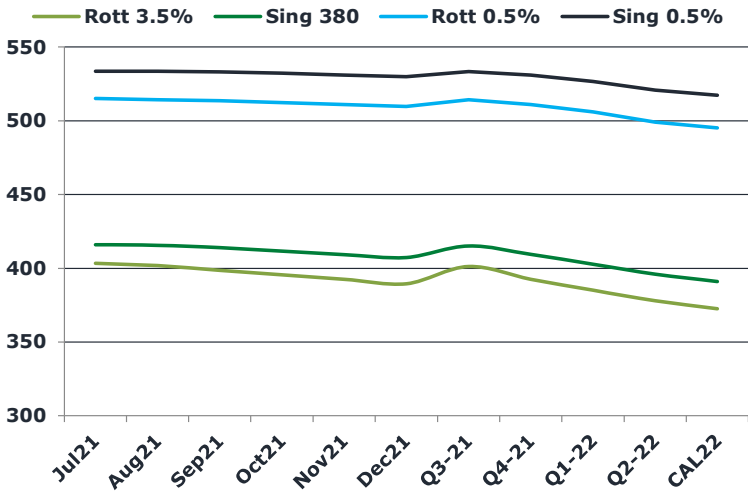
Brent crude oil front month futures ended the day up 1% on Wednesday, printing \$75.57 at 1640BST. Highs in the day reached \$76.02 and lows touched \$74.32.

EIA week ending 6/19

Crude oil: -7.6M
 Gasoline: -2.9M
 Distillates: +1.8M
 Refiner utilz: 92.2%
 Impld mogas demand: 9.44Mbpd

Brent 75.57

	Barges 3.5 %	Sing 380cst	Rott 0.5%	Sing 0.5%	Sing Hi5
Jul21	403.25	416.00	515.07	533.57	118
Aug21	401.75	415.50	514.32	533.57	118
Sep21	398.50	414.00	513.57	533.07	119
Oct21	395.50	411.50	512.32	532.32	121
Nov21	392.50	409.25	511.07	531.07	122
Dec21	389.50	407.25	509.82	529.82	123
Q3-21	401.15	415.15	514.30	533.40	118
Q4-21	392.50	409.33	511.07	531.07	122
Q1-22	385.00	402.75	505.98	526.57	124
Q2-22	378.00	396.00	499.07	520.73	125
CAL22	372.45	390.95	495.17	517.17	126



Fuel Oil Market News

The front crack opened at -11.15 in morning with the front Barges crack ended the day printing -11.35. The Cal 22 crack was valued at -10.15.

The Singapore FOGO ended the day trading at -67.75, with the Euro Fogo printing -92 on both front months, respectively.

	Rott GOFO	Sing GOFO	R FoGo	S FoGo	Rott Hi5
Jul21	203.82	185.32	-92.00	-67.75	112
Aug21	206.64	185.97	-94.07	-67.90	113
Sep21	210.65	186.80	-95.58	-67.73	115
Oct21	212.60	187.96	-95.78	-67.14	117
Nov21	213.00	188.12	-94.43	-66.30	119
Dec21	214.13	187.88	-93.81	-65.32	120
Q3-21	207.05	186.07	-93.90	-67.82	113
Q4-21	213.24	187.99	-94.67	-66.25	119
Q1-22	216.06	189.16	-95.08	-65.34	121
Q2-22	215.15	190.42	-94.08	-65.68	121
CAL22	221.01	191.74	-98.29	-65.52	123

FIS Fuel Oil Daily Evening Report

London +44 20 7090 1134 - info@freightinvestor.com | Singapore +65 6535 5189 - info@freightinvestor.asia | Shanghai +86 21 63012568

23 June 2021

TIME SPREADS FUEL

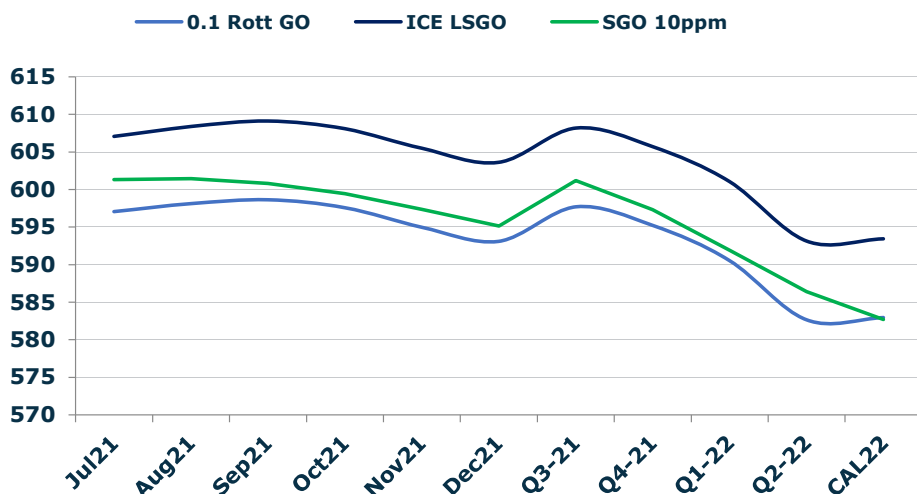
	Barges 3.5	S 380	Rott 0.5%	Sing 0.5%
Jul21/Aug21	1.50	0.50	0.75	0.00
Aug21/Sep21	3.25	1.50	0.75	0.50
Sep21/Oct21	3.00	2.50	1.25	0.75
Oct21/Nov21	3.00	2.25	1.25	1.25
Nov21/Dec21	3.00	2.00	1.25	1.25
Q3-21/Q4-21	8.65	5.82	3.23	2.33
Q4-21/Q1-22	7.50	6.58	5.08	4.50
Q1-22/Q2-22	7.00	6.75	6.92	5.83
CAL22/CAL23	13.50	13.50	20.2	14.47

GASOIL CURVES

	Rott 0.1	SGO 10ppm	ICE GO
Jul21	597.1	601.3	607.1
Aug21	598.1	601.5	608.4
Sep21	598.6	600.8	609.1
Oct21	597.6	599.5	608.1
Nov21	595.0	597.4	605.5
Dec21	593.1	595.1	603.6
Q3-21	597.7	601.2	608.2
Q4-21	595.2	597.3	605.7
Q1-22	590.6	591.9	601.1
Q2-22	582.6	586.4	593.1
CAL22	583.0	582.7	593.5

EW SPREAD

	EW380	EW0.5%
Jul21	12.75	18.50
Aug21	13.75	19.25
Sep21	15.50	19.50
Oct21	16.00	20.00
Nov21	16.75	20.00
Dec21	17.75	20.00
Q3-21	14.00	19.10
Q4-21	16.83	20.00
Q1-22	17.75	20.58
Q2-22	18.00	21.67
CAL22	18.50	22.00



Contact US:

Luke Longhurst

Email: lukel@freightinvestor.com

Mobile: (+44) 7966 968761

Ricky Forman

Email: rickyf@freightinvestor.com

Mobile: (+44) 7868 708719

Sam Twyford

Email: samt@freightinvestor.com

Mobile: (+44) 7729 118643

Jessie Deng

Email: jessied@freightinvestor.com

Mobile: (+86) 13524516743

Jarryd Smith

Email: jarryds@freightinvestor.com

Mobile: (+65) 8798 4987

The information provided in this communication is not intended for retail clients. It is general in nature only and does not constitute advice or an offer to sell, or the solicitation of an offer to purchase any swap or other financial instruments, nor constitute any recommendation on our part. The information has been prepared without considering your investment objectives, financial situation, or knowledge and experience. This material is not a research report and is not intended as such. FIS is not responsible for any trading decisions taken based on this communication. Trading swaps and over-the-counter derivatives, exchange-traded derivatives, and options involve substantial risk and are not suitable for all investors. You are advised to perform an independent investigation to determine whether a transaction is suitable for you. No part of this material may be copied or duplicated in any form by any means or redistributed without our prior written consent. Freight Investor Services Ltd (FIS) is authorised and regulated by the Financial Conduct Authority (FRN: 211452) and is a member of the National Futures Association ("NFA"). Freight Investor Services PTE Ltd ('FIS PTE') is a private limited company, incorporated and registered in Singapore with company number 200603922G, and has subsidiary offices in India and Shanghai. Freight Investor Solutions DMCC ('FIS DMCC') is a private limited company, incorporated and registered in Dubai with company number DMCC1225. Further information about FIS including the location of its offices can be found on our website at www.freightinvestorservices.com