

FIS Fuel Oil Daily Evening Report

London +44 20 7090 1134 - info@freightinvestor.com | Singapore +65 6535 5189 - info@freightinvestor.asia | Shanghai +86 21 63012568

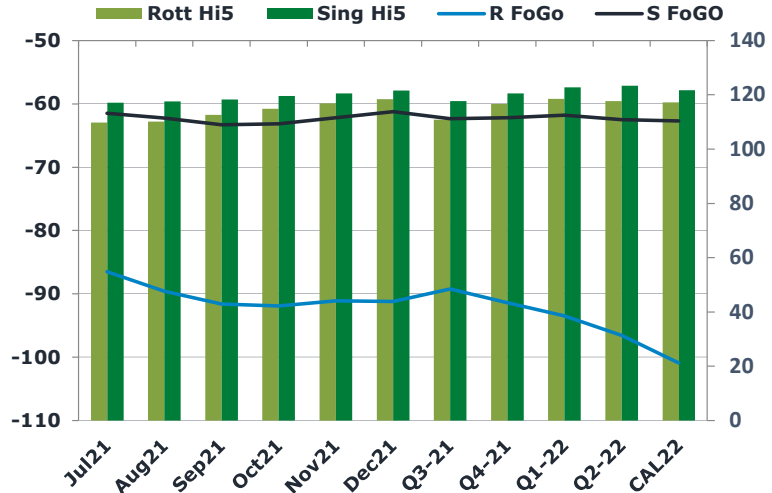
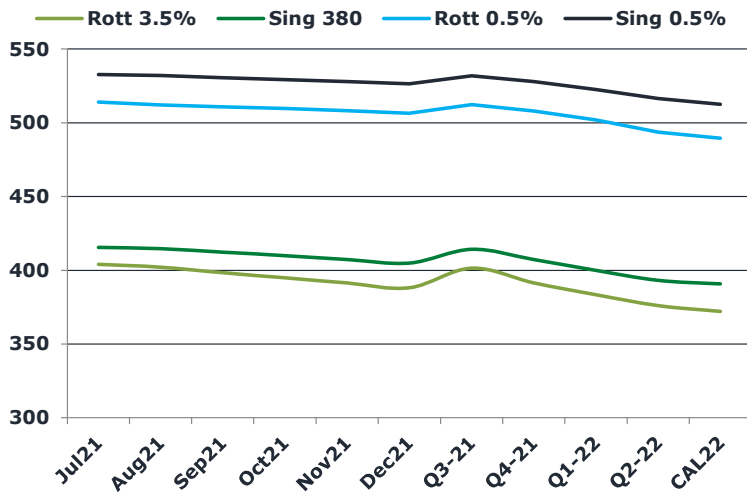
29 June 2021

Oil and Energy Market News

Brent crude oil front month futures ended the day up 0.4% on Monday, printing \$75.07 at 1700BST. Highs in the day reached \$75.51 and lows touched \$73.90.

Brent 75.07

	Barges 3.5 %	Sing 380cst	Rott 0.5%	Sing 0.5%	Sing Hi5
Jul21	404.05	415.55	513.90	532.65	117
Aug21	402.05	414.55	512.15	532.15	118
Sep21	398.30	412.30	510.90	530.60	118
Oct21	394.80	409.80	509.65	529.35	120
Nov21	391.30	407.30	508.15	527.85	121
Dec21	388.05	404.80	506.40	526.35	122
Q3-21	401.45	414.15	512.30	531.80	118
Q4-21	391.38	407.30	508.06	527.85	121
Q1-22	383.30	399.80	501.81	522.60	123
Q2-22	375.97	393.05	493.65	516.35	123
CAL22	372.15	390.65	489.50	512.41	122



Fuel Oil Market News

The front crack opened at -10.78 in morning with the front Barges crack ended the day printing -11. The Cal 22 crack was valued at -10.00.

The Singapore FOGO ended the day trading at -61.5, with the Euro Fogo printing -86.50 on both front months, respectively.

	Rott GOFO	Sing GOFO	R FoGo	S FoGo	Rott Hi5
Jul21	196.35	178.60	-86.50	-61.50	110
Aug21	199.68	179.82	-89.58	-62.22	110
Sep21	204.22	181.62	-91.63	-63.33	113
Oct21	206.76	182.71	-91.91	-63.16	115
Nov21	207.95	182.75	-91.10	-62.20	117
Dec21	209.53	182.79	-91.18	-61.24	118
Q3-21	200.10	179.99	-89.25	-62.34	111
Q4-21	208.08	182.75	-91.40	-62.20	117
Q1-22	211.96	184.56	-93.45	-61.77	119
Q2-22	214.22	185.78	-96.54	-62.48	118
CAL22	218.28	184.44	-100.93	-62.68	117

FIS Fuel Oil Daily Evening Report

London +44 20 7090 1134 - info@freightinvestor.com | Singapore +65 6535 5189 - info@freightinvestor.asia | Shanghai +86 21 63012568

29 June 2021

TIME SPREADS FUEL

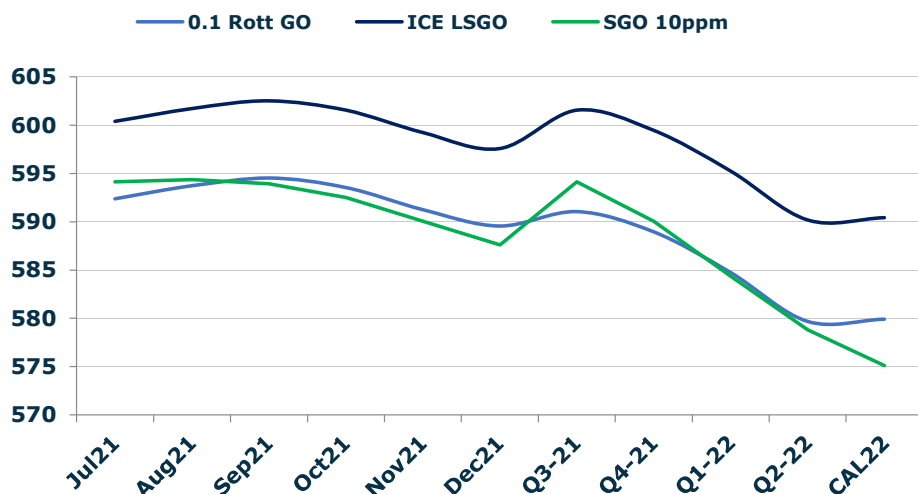
	Barges 3.5	S 380	Rott 0.5%	Sing 0.5%
Jul21/Aug21	2.00	1.00	1.75	0.50
Aug21/Sep21	3.75	2.25	1.25	1.55
Sep21/Oct21	3.50	2.50	1.25	1.25
Oct21/Nov21	3.50	2.50	1.50	1.50
Nov21/Dec21	3.25	2.50	1.75	1.50
Q3-21/Q4-21	10.07	6.85	4.24	3.95
Q4-21/Q1-22	8.08	7.50	6.25	5.25
Q1-22/Q2-22	7.33	6.75	8.17	6.25
CAL22/CAL23	13.50	13.50	14.9	20.01

GASOIL CURVES

	Rott 0.1	SGO 10ppm	ICE GO
Jul21	592.4	594.1	600.4
Aug21	593.7	594.4	601.7
Sep21	594.5	593.9	602.5
Oct21	593.6	592.5	601.6
Nov21	591.3	590.1	599.3
Dec21	589.6	587.6	597.6
Q3-21	591.1	594.1	601.6
Q4-21	589.0	590.1	599.5
Q1-22	584.8	584.4	595.3
Q2-22	579.7	578.8	590.2
CAL22	579.9	575.1	590.4

EW SPREAD

	EW380	EW0.5%
Jul21	11.50	18.75
Aug21	12.50	20.00
Sep21	14.00	19.70
Oct21	15.00	19.70
Nov21	16.00	19.70
Dec21	16.75	19.95
Q3-21	12.70	19.50
Q4-21	15.92	19.78
Q1-22	16.50	20.78
Q2-22	17.08	22.70
CAL22	18.50	22.91



Contact US:

Luke Longhurst

Email: lukel@freightinvestor.com

Mobile: (+44) 7966 968761

Ricky Forman

Email: rickyf@freightinvestor.com

Mobile: (+44) 7868 708719

Sam Twyford

Email: samt@freightinvestor.com

Mobile: (+44) 7729 118643

Jessie Deng

Email: jessied@freightinvestor.com

Mobile: (+86) 13524516743

Jarryd Smith

Email: jarryds@freightinvestor.com

Mobile: (+65) 8798 4987

The information provided in this communication is not intended for retail clients. It is general in nature only and does not constitute advice or an offer to sell, or the solicitation of an offer to purchase any swap or other financial instruments, nor constitute any recommendation on our part. The information has been prepared without considering your investment objectives, financial situation, or knowledge and experience. This material is not a research report and is not intended as such. FIS is not responsible for any trading decisions taken based on this communication. Trading swaps and over-the-counter derivatives, exchange-traded derivatives, and options involve substantial risk and are not suitable for all investors. You are advised to perform an independent investigation to determine whether a transaction is suitable for you. No part of this material may be copied or duplicated in any form by any means or redistributed without our prior written consent. Freight Investor Services Ltd (FIS) is authorised and regulated by the Financial Conduct Authority (FRN: 211452) and is a member of the National Futures Association ("NFA"). Freight Investor Services PTE Ltd ('FIS PTE') is a private limited company, incorporated and registered in Singapore with company number 200603922G, and has subsidiary offices in India and Shanghai. Freight Investor Solutions DMCC ('FIS DMCC') is a private limited company, incorporated and registered in Dubai with company number DMCC1225. Further information about FIS including the location of its offices can be found on our website at www.freightinvestorservices.com