

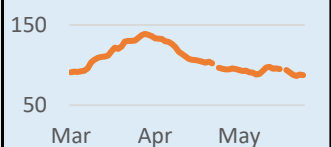
| TC2 | ws | \$/mt |
|---------|--------|--------|
| Balmo | 113.50 | 13.972 |
| Jul-21 | 117.75 | 14.495 |
| Aug-21 | 122.50 | 15.080 |
| Sep-21 | 125.75 | 15.480 |
| Oct-21 | 135.00 | 16.619 |
| Nov-21 | 138.75 | 17.080 |
| Q3(21) | 122.00 | 15.018 |
| Q4(21) | 136.00 | 16.742 |
| Q1(22) | | 17.550 |
| Q2(22) | | 16.750 |
| CAL(22) | | 17.650 |

| | |
|-----------|--------|
| Flat Rate | 12.31 |
| Spot | 110.28 |
| MTD | 127.73 |



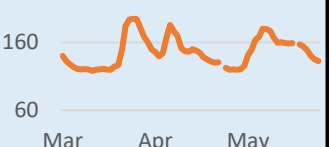
| TC5 | ws | \$/mt |
|---------|--------|--------|
| Balmo | 87.00 | 17.800 |
| Jul-21 | 97.50 | 19.949 |
| Aug-21 | 105.00 | 21.483 |
| Sep-21 | 115.00 | 23.529 |
| Oct-21 | 119.00 | 24.347 |
| Nov-21 | 119.50 | 24.450 |
| Q3(21) | 105.83 | 21.654 |
| Q4(21) | 120.00 | 24.552 |
| Q1(22) | | 25.100 |
| Q2(22) | | 24.100 |
| CAL(22) | | 25.400 |

| | |
|-----------|-------|
| Flat Rate | 20.46 |
| Spot | 87.43 |
| MTD | 89.13 |



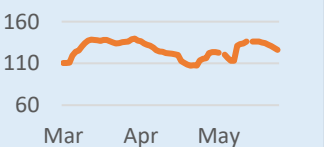
| TC6 | ws | \$/mt |
|---------|--------|--------|
| Balmo | 133.00 | 8.658 |
| Jul-21 | 134.00 | 8.723 |
| Aug-21 | 134.00 | 8.723 |
| Sep-21 | 134.00 | 8.723 |
| Oct-21 | 141.50 | 9.212 |
| Nov-21 | 152.00 | 9.895 |
| Q3(21) | 134.00 | 8.723 |
| Q4(21) | 155.00 | 10.091 |
| Q1(22) | | 10.200 |
| Q2(22) | | 9.550 |
| CAL(22) | | 9.900 |

| | |
|-----------|--------|
| Flat Rate | 6.51 |
| Spot | 132.75 |
| MTD | 144.63 |



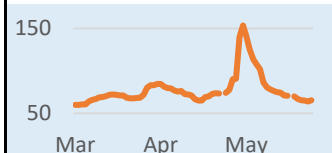
| TC12 | ws | \$/mt |
|---------|--------|--------|
| Balmo | 121.50 | 22.769 |
| Jul-21 | 128.25 | 24.034 |
| Aug-21 | 128.50 | 24.081 |
| Sep-21 | 130.00 | 24.362 |
| Oct-21 | 134.00 | 25.112 |
| Nov-21 | 137.50 | 25.768 |
| Q3(21) | 128.92 | 24.159 |
| Q4(21) | 138.00 | 25.861 |
| Q1(22) | | 24.750 |
| Q2(22) | | 23.600 |
| CAL(22) | | 24.700 |

| | |
|-----------|--------|
| Flat Rate | 18.74 |
| Spot | 126.31 |
| MTD | 131.26 |



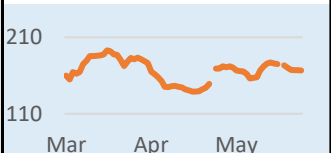
| TC14 | ws | \$/mt |
|---------|--------|--------|
| Balmo | 77.50 | 13.919 |
| Jul-21 | 83.00 | 14.907 |
| Aug-21 | 88.75 | 15.940 |
| Sep-21 | 90.75 | 16.299 |
| Oct-21 | 104.25 | 18.723 |
| Nov-21 | 105.50 | 18.948 |
| Q3(21) | 87.50 | 15.715 |
| Q4(21) | 104.50 | 18.768 |
| Q1(22) | | 18.400 |
| Q2(22) | | 17.250 |
| CAL(22) | | 18.450 |

| | |
|-----------|-------|
| Flat Rate | 17.96 |
| Spot | 65.36 |
| MTD | 66.13 |



| TC17 | ws | \$/mt |
|---------|--------|--------|
| Balmo | 170.00 | 16.847 |
| Jul-21 | 179.00 | 17.739 |
| Aug-21 | 182.75 | 18.111 |
| Sep-21 | 186.00 | 18.433 |
| Oct-21 | 188.50 | 18.680 |
| Nov-21 | 193.00 | 19.126 |
| Q3(21) | 182.58 | 18.094 |
| Q4(21) | 193.26 | 19.152 |
| Q1(22) | | 17.450 |
| Q2(22) | | 16.600 |
| CAL(22) | | 17.400 |

| | |
|-----------|--------|
| Flat Rate | 9.91 |
| Spot | 166.50 |
| MTD | 168.67 |



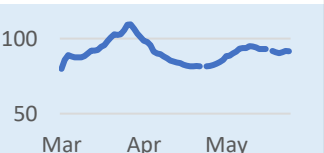
| TD3C | ws | \$/mt |
|---------|-------|-------|
| Balmo | 33.00 | 6.016 |
| Jul-21 | 35.50 | 6.472 |
| Aug-21 | 36.75 | 6.700 |
| Sep-21 | 40.50 | 7.383 |
| Oct-21 | 46.00 | 8.386 |
| Nov-21 | 49.75 | 9.069 |
| Q3(21) | 37.58 | 6.851 |
| Q4(21) | 50.00 | 9.115 |
| Q1(22) | | 9.250 |
| Q2(22) | | 8.950 |
| CAL(22) | | 9.300 |

| | |
|-----------|-------|
| Flat Rate | 18.23 |
| Spot | 31.36 |
| MTD | 33.48 |



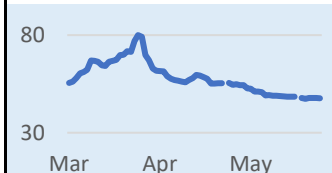
| TD8 | ws | \$/mt |
|---------|-------|--------|
| Balmo | 82.25 | 10.380 |
| Jul-21 | 83.00 | 10.475 |
| Aug-21 | 83.25 | 10.506 |
| Sep-21 | 84.75 | 10.695 |
| Oct-21 | 90.25 | 11.390 |
| Nov-21 | 94.00 | 11.863 |
| Q3(21) | 83.67 | 10.559 |
| Q4(21) | 98.50 | 12.431 |
| Q1(22) | | 12.600 |
| Q2(22) | | 12.000 |
| CAL(22) | | 13.200 |

| | |
|-----------|-------|
| Flat Rate | 12.62 |
| Spot | 91.56 |
| MTD | 91.21 |



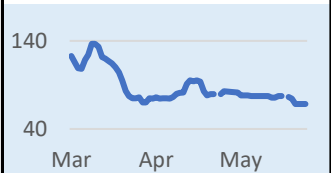
| TD20 | ws | \$/mt |
|---------|-------|--------|
| Balmo | 51.75 | 7.307 |
| Jul-21 | 50.50 | 7.131 |
| Aug-21 | 54.75 | 7.731 |
| Sep-21 | 59.75 | 8.437 |
| Oct-21 | 64.50 | 9.107 |
| Nov-21 | 71.50 | 10.096 |
| Q3(21) | 55.00 | 7.766 |
| Q4(21) | 70.00 | 9.884 |
| Q1(22) | | 10.400 |
| Q2(22) | | 9.700 |
| CAL(22) | | 10.250 |

| | |
|-----------|-------|
| Flat Rate | 14.12 |
| Spot | 47.68 |
| MTD | 47.67 |



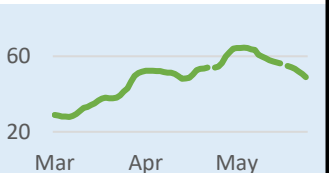
| TD25 | ws | \$/mt |
|---------|--------|--------|
| Balmo | 77.50 | 13.144 |
| Jul-21 | 78.50 | 13.314 |
| Aug-21 | 81.00 | 13.738 |
| Sep-21 | 83.25 | 14.119 |
| Oct-21 | 94.00 | 15.942 |
| Nov-21 | 98.50 | 16.706 |
| Q3(21) | 80.92 | 13.723 |
| Q4(21) | 101.25 | 17.172 |
| Q1(22) | | 18.850 |
| Q2(22) | | 18.150 |
| CAL(22) | | 18.500 |

| | |
|-----------|-------|
| Flat Rate | 16.96 |
| Spot | 68.33 |
| MTD | 70.69 |



| BLPG1 | \$/mt |
|---------|--------|
| Jun-21 | 47.250 |
| Jul-21 | 47.500 |
| Aug-21 | 48.000 |
| Sep-21 | 48.000 |
| Oct-21 | 53.000 |
| Nov-21 | 53.500 |
| Q3(21) | 47.833 |
| Q4(21) | 53.500 |
| Q1(22) | 53.500 |
| Q2(22) | 53.000 |
| CAL(22) | 54.000 |

| | |
|------|-------|
| Spot | 48.86 |
| MTD | 52.33 |



For more information please contact:

Brandon Cayzer:
brandonc@freightinvestor.com
+44 (0)7729 118640
ICE - bcayzer

Jack Shilling:
jshilling@freightinvestor.com
+44 (0)7702 834733
ICE - jashilling