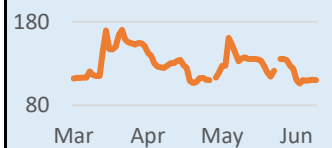


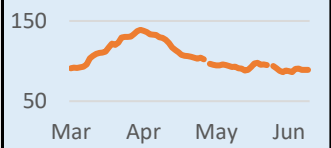
| TC2     | ws     | \$/mt  |
|---------|--------|--------|
| Balmo   | 123.00 | 15.141 |
| Jul-21  | 126.00 | 15.511 |
| Aug-21  | 126.00 | 15.511 |
| Sep-21  | 127.25 | 15.664 |
| Oct-21  | 135.25 | 16.649 |
| Nov-21  | 139.00 | 17.111 |
| Q3(21)  | 126.42 | 15.562 |
| Q4(21)  | 137.50 | 16.926 |
| Q1(22)  |        | 17.500 |
| Q2(22)  |        | 16.750 |
| CAL(22) |        | 17.750 |

|           |        |
|-----------|--------|
| Flat Rate | 12.31  |
| Spot      | 110.28 |
| MTD       | 118.57 |



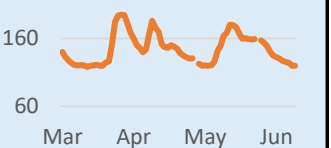
| TC5     | ws     | \$/mt  |
|---------|--------|--------|
| Balmo   | 88.00  | 18.005 |
| Jul-21  | 99.00  | 20.255 |
| Aug-21  | 106.25 | 21.739 |
| Sep-21  | 117.25 | 23.989 |
| Oct-21  | 116.00 | 23.734 |
| Nov-21  | 116.75 | 23.887 |
| Q3(21)  | 107.50 | 21.995 |
| Q4(21)  | 117.00 | 23.938 |
| Q1(22)  |        | 25.300 |
| Q2(22)  |        | 24.300 |
| CAL(22) |        | 25.600 |

|           |       |
|-----------|-------|
| Flat Rate | 20.46 |
| Spot      | 88.93 |
| MTD       | 89.08 |



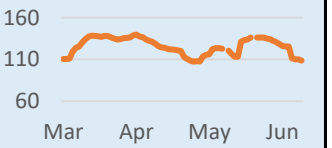
| TC6     | ws     | \$/mt  |
|---------|--------|--------|
| Balmo   | 133.25 | 8.675  |
| Jul-21  | 137.00 | 8.919  |
| Aug-21  | 134.00 | 8.723  |
| Sep-21  | 135.75 | 8.837  |
| Oct-21  | 141.25 | 9.195  |
| Nov-21  | 150.75 | 9.814  |
| Q3(21)  | 135.58 | 8.826  |
| Q4(21)  | 154.75 | 10.074 |
| Q1(22)  |        | 10.100 |
| Q2(22)  |        | 9.550  |
| CAL(22) |        | 9.900  |

|           |        |
|-----------|--------|
| Flat Rate | 6.51   |
| Spot      | 120.00 |
| MTD       | 134.57 |



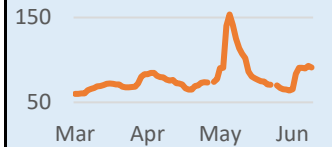
| TC12    | ws     | \$/mt  |
|---------|--------|--------|
| Balmo   | 120.50 | 22.582 |
| Jul-21  | 127.00 | 23.800 |
| Aug-21  | 127.75 | 23.940 |
| Sep-21  | 129.25 | 24.221 |
| Oct-21  | 133.50 | 25.018 |
| Nov-21  | 137.25 | 25.721 |
| Q3(21)  | 128.00 | 23.987 |
| Q4(21)  | 137.50 | 25.768 |
| Q1(22)  |        | 24.800 |
| Q2(22)  |        | 23.650 |
| CAL(22) |        | 24.700 |

|           |        |
|-----------|--------|
| Flat Rate | 18.74  |
| Spot      | 108.44 |
| MTD       | 123.18 |



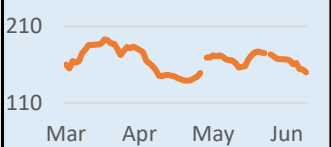
| TC14    | ws     | \$/mt  |
|---------|--------|--------|
| Balmo   | 86.50  | 15.535 |
| Jul-21  | 85.25  | 15.311 |
| Aug-21  | 85.75  | 15.401 |
| Sep-21  | 87.00  | 15.625 |
| Oct-21  | 101.75 | 18.274 |
| Nov-21  | 104.25 | 18.723 |
| Q3(21)  | 86.00  | 15.446 |
| Q4(21)  | 103.75 | 18.634 |
| Q1(22)  |        | 18.450 |
| Q2(22)  |        | 17.500 |
| CAL(22) |        | 18.450 |

|           |       |
|-----------|-------|
| Flat Rate | 17.96 |
| Spot      | 91.07 |
| MTD       | 77.98 |



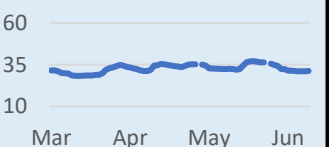
| TC17    | ws     | \$/mt  |
|---------|--------|--------|
| Balmo   | 155.50 | 15.410 |
| Jul-21  | 155.00 | 15.361 |
| Aug-21  | 172.00 | 17.045 |
| Sep-21  | 179.50 | 17.788 |
| Oct-21  | 182.25 | 18.061 |
| Nov-21  | 186.50 | 18.482 |
| Q3(21)  | 168.83 | 16.731 |
| Q4(21)  | 185.25 | 18.358 |
| Q1(22)  |        | 17.450 |
| Q2(22)  |        | 16.550 |
| CAL(22) |        | 17.400 |

|           |        |
|-----------|--------|
| Flat Rate | 9.91   |
| Spot      | 150.00 |
| MTD       | 163.13 |



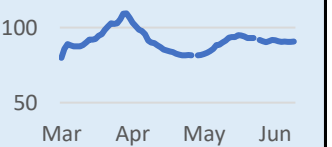
| TD3C    | ws    | \$/mt |
|---------|-------|-------|
| Balmo   | 33.00 | 6.016 |
| Jul-21  | 37.00 | 6.745 |
| Aug-21  | 40.75 | 7.429 |
| Sep-21  | 43.75 | 7.976 |
| Oct-21  | 47.00 | 8.568 |
| Nov-21  | 51.50 | 9.388 |
| Q3(21)  | 40.50 | 7.383 |
| Q4(21)  | 52.50 | 9.571 |
| Q1(22)  |       | 9.600 |
| Q2(22)  |       | 9.100 |
| CAL(22) |       | 9.700 |

|           |       |
|-----------|-------|
| Flat Rate | 18.23 |
| Spot      | 31.14 |
| MTD       | 32.31 |



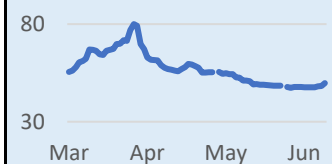
| TD8     | ws    | \$/mt  |
|---------|-------|--------|
| Balmo   | 80.25 | 10.128 |
| Jul-21  | 83.00 | 10.475 |
| Aug-21  | 83.50 | 10.538 |
| Sep-21  | 84.75 | 10.695 |
| Oct-21  | 90.25 | 11.390 |
| Nov-21  | 94.00 | 11.863 |
| Q3(21)  | 83.75 | 10.569 |
| Q4(21)  | 98.50 | 12.431 |
| Q1(22)  |       | 12.600 |
| Q2(22)  |       | 12.000 |
| CAL(22) |       | 13.200 |

|           |       |
|-----------|-------|
| Flat Rate | 12.62 |
| Spot      | 90.72 |
| MTD       | 90.94 |



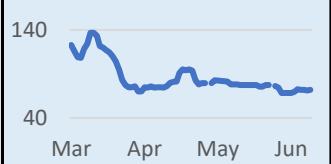
| TD20    | ws    | \$/mt  |
|---------|-------|--------|
| Balmo   | 50.25 | 7.095  |
| Jul-21  | 54.00 | 7.625  |
| Aug-21  | 55.25 | 7.801  |
| Sep-21  | 60.25 | 8.507  |
| Oct-21  | 64.75 | 9.143  |
| Nov-21  | 69.00 | 9.743  |
| Q3(21)  | 56.50 | 7.978  |
| Q4(21)  | 70.50 | 9.955  |
| Q1(22)  |       | 10.400 |
| Q2(22)  |       | 9.750  |
| CAL(22) |       | 10.250 |

|           |       |
|-----------|-------|
| Flat Rate | 14.12 |
| Spot      | 49.73 |
| MTD       | 47.92 |



| TD25    | ws     | \$/mt  |
|---------|--------|--------|
| Balmo   | 78.75  | 13.356 |
| Jul-21  | 80.75  | 13.695 |
| Aug-21  | 82.00  | 13.907 |
| Sep-21  | 84.25  | 14.289 |
| Oct-21  | 94.00  | 15.942 |
| Nov-21  | 98.50  | 16.706 |
| Q3(21)  | 82.33  | 13.964 |
| Q4(21)  | 101.50 | 17.214 |
| Q1(22)  |        | 18.900 |
| Q2(22)  |        | 18.150 |
| CAL(22) |        | 18.500 |

|           |       |
|-----------|-------|
| Flat Rate | 16.96 |
| Spot      | 72.00 |
| MTD       | 71.11 |



| BLPG1   | \$/mt  |
|---------|--------|
| Jun-21  | 47.000 |
| Jul-21  | 54.000 |
| Aug-21  | 53.750 |
| Sep-21  | 54.500 |
| Oct-21  | 57.500 |
| Nov-21  | 59.250 |
| Q3(21)  | 54.083 |
| Q4(21)  | 59.500 |
| Q1(22)  | 57.000 |
| Q2(22)  | 54.500 |
| CAL(22) | 55.150 |

|      |       |
|------|-------|
| Spot | 42.93 |
| MTD  | 48.42 |



For more information please contact:

**Brandon Cayzer:**  
brandonc@freightinvestor.com  
+44 (0)7729 118640  
ICE - bcayzer

**Jack Shilling:**  
jshilling@freightinvestor.com  
+44 (0)7702 834733  
ICE - jashilling