

FIS Fuel Oil Daily Evening Report

London +44 20 7090 1134 - info@freightinvestor.com | Singapore +65 6535 5189 - info@freightinvestor.asia | Shanghai +86 21 63012568

06 July 2021

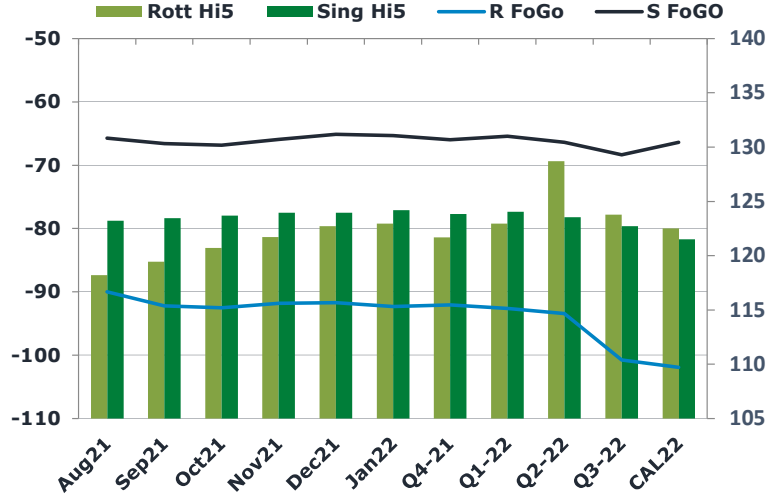
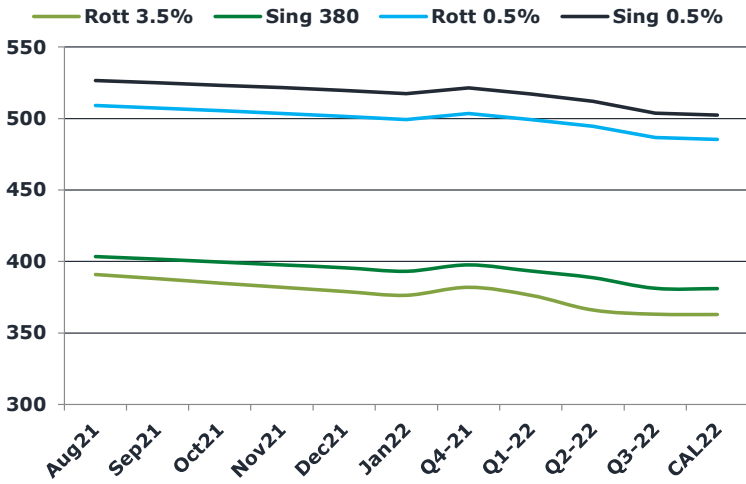
Oil and Energy Market News

Brent crude oil front month futures ended the day down 3.3% on Tuesday, printing \$74.57 at 1700BST. Highs in the day reached \$77.84 and lows touched \$74.46

Another uneventful morning on oil; followed by what some would call a small collapse in prices as the US woke up this afternoon as cable fell to 1.37. After some murmurs of the UAE potentially leaving the OPEC group, conflicting reports saw that they were open to talks with regards to output. It really feels like a waiting game!

Brent 74.57

	Barges 3.5 %	Sing 380cst	Rott 0.5%	Sing 0.5%	Sing Hi5
Aug21	390.85	403.35	509.06	526.56	123
Sep21	387.85	401.60	507.31	525.06	123
Oct21	384.85	399.60	505.56	523.31	124
Nov21	381.85	397.60	503.56	521.56	124
Dec21	378.85	395.60	501.56	519.56	124
Jan22	376.35	393.10	499.31	517.31	124
Q4-21	381.85	397.60	503.55	521.45	124
Q1-22	376.35	393.18	499.31	517.22	124
Q2-22	365.85	388.52	494.56	512.06	124
Q3-22	363.02	381.10	486.81	503.81	123
CAL22	362.75	381.00	485.20	502.41	122



Fuel Oil Market News

The front crack opened at -11.60 in morning with the front Barges crack ended the day printing -12.00 The Cal 22 crack was valued at -10.65.

The Singapore FOGO ended the day trading at -65.75, with the Euro Fogo printing -90 on both front months, respectively.

	Rott GOFO	Sing GOFO	R FoGo	S FoGo	Rott Hi5
Aug21	208.21	188.96	-90.00	-65.75	118
Sep21	211.68	190.04	-92.23	-66.58	119
Oct21	213.24	190.55	-92.53	-66.84	121
Nov21	213.53	189.86	-91.82	-65.91	122
Dec21	214.41	189.11	-91.70	-65.15	123
Jan22	215.25	189.52	-92.30	-65.31	123
Q4-21	213.75	189.83	-92.05	-65.98	122
Q1-22	215.59	189.44	-92.63	-65.40	123
Q2-22	222.13	189.93	-93.43	-66.39	129
Q3-22	224.54	191.09	-100.75	-68.38	124
CAL22	224.39	187.80	-101.94	-66.38	123

FIS Fuel Oil Daily Evening Report

London +44 20 7090 1134 - info@freightinvestor.com | Singapore +65 6535 5189 - info@freightinvestor.asia | Shanghai +86 21 63012568

06 July 2021

TIME SPREADS FUEL

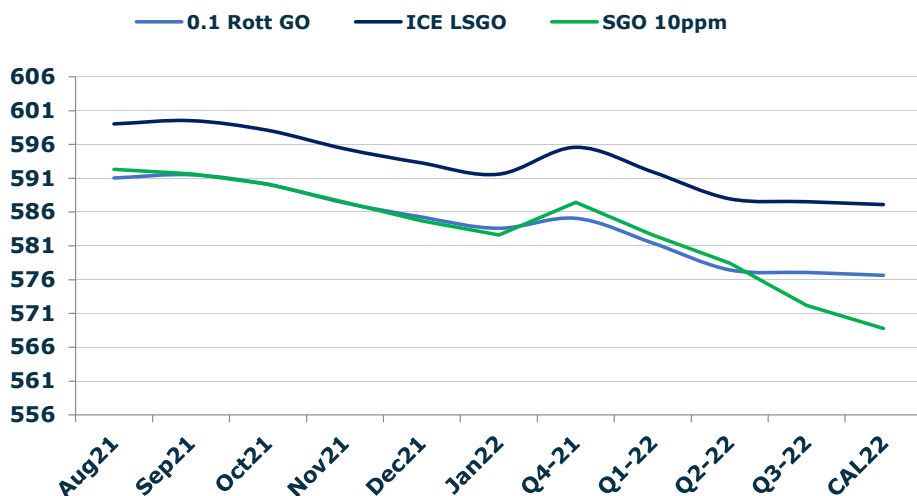
	Barges 3.5	S 380	Rott 0.5%	Sing 0.5%
Aug21/Sep21	3.00	1.75	1.75	1.50
Sep21/Oct21	3.00	2.00	1.75	1.75
Oct21/Nov21	3.00	2.00	2.00	1.75
Nov21/Dec21	3.00	2.00	2.00	2.00
Dec21/Jan22	2.50	2.50	2.25	2.25
Q4-21/Q1-22	5.50	4.42	4.24	4.23
Q1-22/Q2-22	10.50	4.67	4.75	5.17
Q2-22/Q3-22	2.83	7.42	7.75	8.25
CAL22/CAL23	13.50	13.50	20.0	24.66

GASOIL CURVES

	Rott 0.1	SGO 10ppm	ICE GO
Aug21	591.1	592.3	599.1
Sep21	591.5	591.6	599.5
Oct21	590.1	590.1	598.1
Nov21	587.4	587.5	595.4
Dec21	585.3	584.7	593.3
Jan22	583.6	582.6	591.6
Q4-21	585.1	587.4	595.6
Q1-22	581.4	582.6	591.9
Q2-22	577.5	578.4	588.0
Q3-22	577.1	572.2	587.6
CAL22	576.6	568.8	587.1

EW SPREAD

	EW380	EW0.5%
Aug21	12.50	17.50
Sep21	13.75	17.75
Oct21	14.75	17.75
Nov21	15.75	18.00
Dec21	16.75	18.00
Jan22	16.75	18.00
Q4-21	15.75	17.90
Q1-22	16.83	17.92
Q2-22	22.67	17.50
Q3-22	18.08	17.00
CAL22	18.25	17.21



Contact US:

Luke Longhurst

Email: lukel@freightinvestor.com

Mobile: (+44) 7966 968761

Ricky Forman

Email: rickyf@freightinvestor.com

Mobile: (+44) 7868 708719

Sam Twyford

Email: samt@freightinvestor.com

Mobile: (+44) 7729 118643

Jessie Deng

Email: jessied@freightinvestor.com

Mobile: (+86) 13524516743

Jarryd Smith

Email: jarryds@freightinvestor.com

Mobile: (+65) 8798 4987

The information provided in this communication is not intended for retail clients. It is general in nature only and does not constitute advice or an offer to sell, or the solicitation of an offer to purchase any swap or other financial instruments, nor constitute any recommendation on our part. The information has been prepared without considering your investment objectives, financial situation, or knowledge and experience. This material is not a research report and is not intended as such. FIS is not responsible for any trading decisions taken based on this communication. Trading swaps and over-the-counter derivatives, exchange-traded derivatives, and options involve substantial risk and are not suitable for all investors. You are advised to perform an independent investigation to determine whether a transaction is suitable for you. No part of this material may be copied or duplicated in any form by any means or redistributed without our prior written consent. Freight Investor Services Ltd (FIS) is authorised and regulated by the Financial Conduct Authority (FRN: 211452) and is a member of the National Futures Association ("NFA"). Freight Investor Services PTE Ltd ('FIS PTE') is a private limited company, incorporated and registered in Singapore with company number 200603922G, and has subsidiary offices in India and Shanghai. Freight Investor Solutions DMCC ('FIS DMCC') is a private limited company, incorporated and registered in Dubai with company number DMCC1225. Further information about FIS including the location of its offices can be found on our website at www.freightinvestorservices.com