

# FIS Fuel Oil Daily Evening Report

London +44 20 7090 1134 - info@freightinvestor.com | Singapore +65 6535 5189 - info@freightinvestor.asia | Shanghai +86 21 63012568

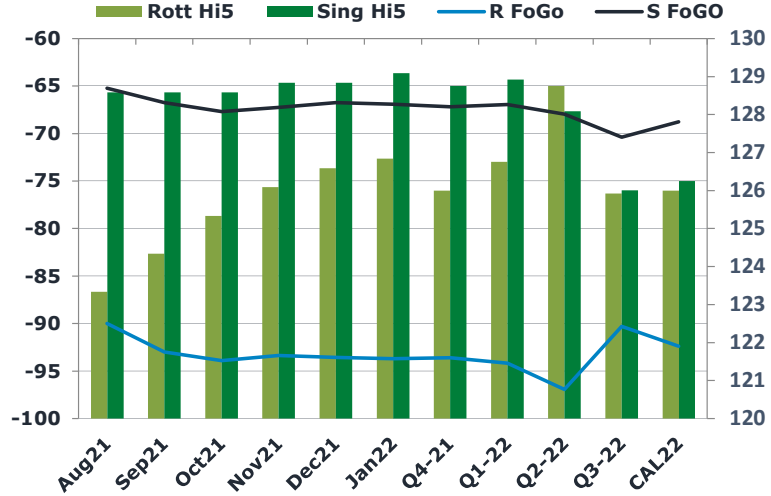
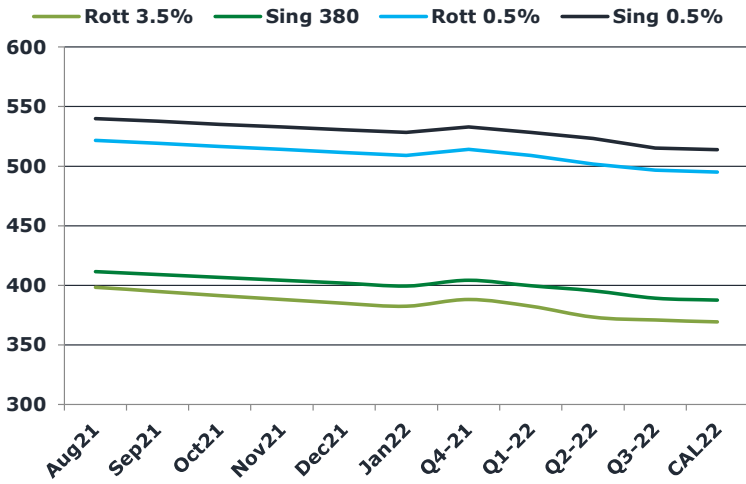
09 July 2021

## Oil and Energy Market News

Brent crude oil front month futures ended the day up 2.2% on Friday, printing \$75.72 at 1630BST. Highs in the day reached \$75.75 and lows touched \$73.80.

## Brent 75.72

	Barges 3.5 %	Sing 380cst	Rott 0.5%	Sing 0.5%	Sing Hi5
Aug21	398.30	411.30	521.64	539.89	129
Sep21	394.80	409.05	519.14	537.64	129
Oct21	391.30	406.55	516.64	535.14	129
Nov21	388.05	404.05	514.14	532.89	129
Dec21	384.80	401.80	511.39	530.64	129
Jan22	382.30	399.30	509.14	528.39	129
Q4-21	388.05	404.15	514.05	532.90	129
Q1-22	382.38	399.47	509.14	528.39	129
Q2-22	373.13	395.30	501.89	523.39	128
Q3-22	370.72	389.13	496.64	515.14	126
CAL22	369.10	387.35	495.03	513.72	126



## Fuel Oil Market News

The front crack opened at -11.80 in morning with the front Barges crack ended the day printing -12.10 The Cal 22 crack was valued at -10.70.

The Singapore FOGO ended the day trading at -65.25, with the Euro Fogo printing -90.00 on both front months, respectively.

	Rott GOFO	Sing GOFO	R FoGo	S FoGo	Rott Hi5
Aug21	213.34	193.84	-90.00	-65.25	123
Sep21	217.31	195.34	-92.98	-66.76	124
Oct21	219.25	196.28	-93.91	-67.69	125
Nov21	219.45	196.09	-93.36	-67.26	126
Dec21	220.14	195.59	-93.56	-66.75	127
Jan22	220.55	196.00	-93.71	-66.92	127
Q4-21	219.60	195.95	-93.60	-67.20	126
Q1-22	220.93	195.86	-94.18	-66.94	127
Q2-22	225.70	196.05	-96.95	-67.97	129
Q3-22	216.21	196.41	-90.29	-70.41	126
CAL22	218.33	195.13	-92.39	-68.76	126

# FIS Fuel Oil Daily Evening Report

London +44 20 7090 1134 - info@freightinvestor.com | Singapore +65 6535 5189 - info@freightinvestor.asia | Shanghai +86 21 63012568

## 09 July 2021

### TIME SPREADS FUEL

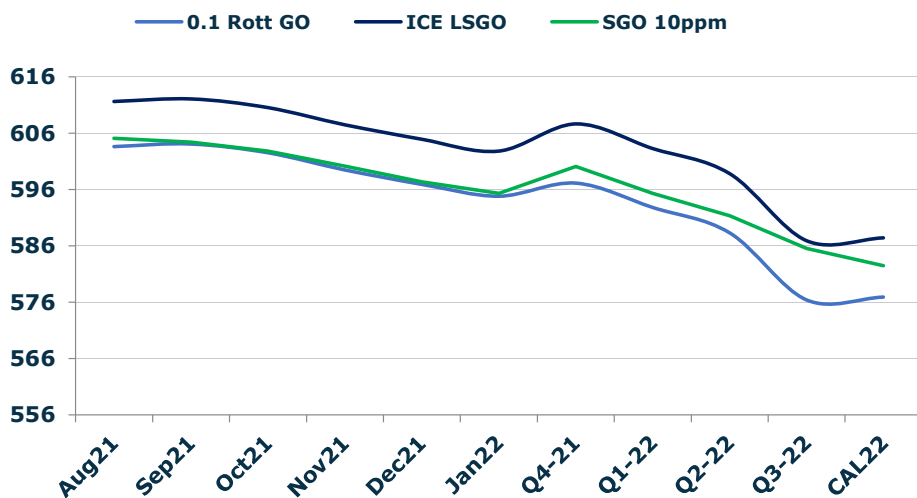
	Barges 3.5	S 380	Rott 0.5%	Sing 0.5%
Aug21/Sep21	3.50	2.25	2.50	2.25
Sep21/Oct21	3.50	2.50	2.50	2.50
Oct21/Nov21	3.25	2.50	2.50	2.25
Nov21/Dec21	3.25	2.25	2.75	2.25
Dec21/Jan22	2.50	2.50	2.25	2.25
Q4-21/Q1-22	5.67	4.68	4.91	4.51
Q1-22/Q2-22	9.25	4.17	7.25	5.00
Q2-22/Q3-22	2.42	6.17	5.25	8.25
CAL22/CAL23	13.50	13.50	23.4	29.62

### GASOIL CURVES

	Rott 0.1	SGO 10ppm	ICE GO
Aug21	603.6	605.1	611.6
Sep21	604.1	604.4	612.1
Oct21	602.5	602.8	610.5
Nov21	599.5	600.1	607.5
Dec21	596.9	597.4	604.9
Jan22	594.8	595.3	602.8
Q4-21	597.2	600.1	607.7
Q1-22	592.8	595.3	603.3
Q2-22	588.3	591.4	598.8
Q3-22	576.4	585.5	586.9
CAL22	576.9	582.5	587.4

### EW SPREAD

	EW380	EW0.5%
Aug21	13.00	18.25
Sep21	14.25	18.50
Oct21	15.25	18.50
Nov21	16.00	18.75
Dec21	17.00	19.25
Jan22	17.00	19.25
Q4-21	16.10	18.85
Q1-22	17.08	19.25
Q2-22	22.17	21.50
Q3-22	18.42	18.50
CAL22	18.25	18.69



### Contact US:

#### Luke Longhurst

Email: lukel@freightinvestor.com

Mobile: (+44) 7966 968761

#### Ricky Forman

Email: rickyf@freightinvestor.com

Mobile: (+44) 7868 708719

#### Sam Twyford

Email: samt@freightinvestor.com

Mobile: (+44) 7729 118643

#### Jessie Deng

Email: jessied@freightinvestor.com

Mobile: (+86) 13524516743

#### Jarryd Smith

Email: jarryds@freightinvestor.com

Mobile: (+65) 8798 4987

The information provided in this communication is not intended for retail clients. It is general in nature only and does not constitute advice or an offer to sell, or the solicitation of an offer to purchase any swap or other financial instruments, nor constitute any recommendation on our part. The information has been prepared without considering your investment objectives, financial situation, or knowledge and experience. This material is not a research report and is not intended as such. FIS is not responsible for any trading decisions taken based on this communication. Trading swaps and over-the-counter derivatives, exchange-traded derivatives, and options involve substantial risk and are not suitable for all investors. You are advised to perform an independent investigation to determine whether a transaction is suitable for you. No part of this material may be copied or duplicated in any form by any means or redistributed without our prior written consent. Freight Investor Services Ltd (FIS) is authorised and regulated by the Financial Conduct Authority (FRN: 211452) and is a member of the National Futures Association ("NFA"). Freight Investor Services PTE Ltd ('FIS PTE') is a private limited company, incorporated and registered in Singapore with company number 200603922G, and has subsidiary offices in India and Shanghai. Freight Investor Solutions DMCC ('FIS DMCC') is a private limited company, incorporated and registered in Dubai with company number DMCC1225. Further information about FIS including the location of its offices can be found on our website at [www.freightinvestorservices.com](http://www.freightinvestorservices.com)