

FIS Fuel Oil Daily Evening Report

London +44 20 7090 1134 - info@freightinvestor.com | Singapore +65 6535 5189 - info@freightinvestor.asia | Shanghai +86 21 63012568

15 July 2021

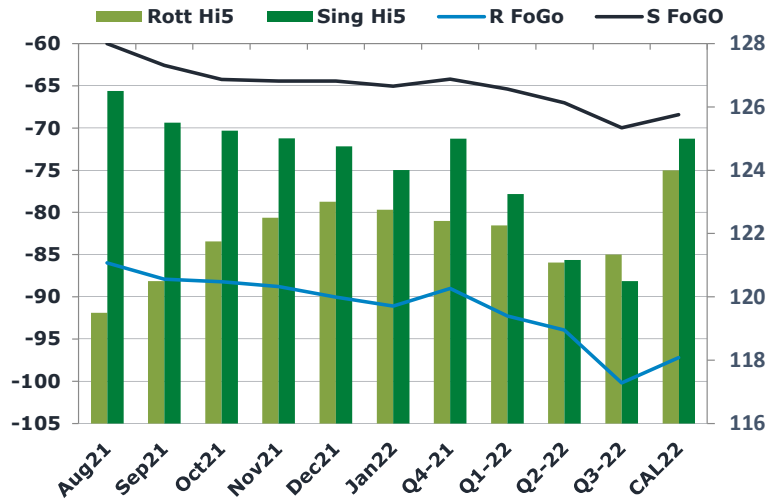
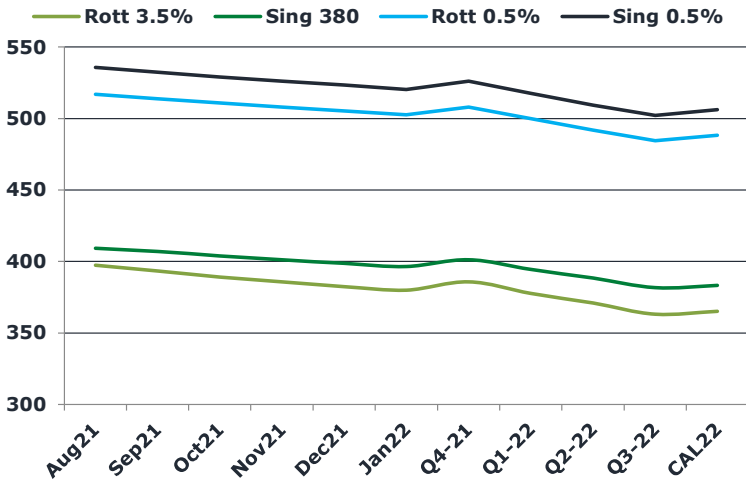
Oil and Energy Market News

Oil prices fell today extending losses as investors braced for increased supplies after a compromise deal between leading OPEC producers and as U.S. fuel stocks rose, raising concerns over demand.

We saw a late push in the afternoon closing out -0.5% lower at \$74.44. it reached highs of 74.59 and lows of 73.19.

Brent 74.44

	Barges 3.5 %	Sing 380cst	Rott 0.5%	Sing 0.5%	Sing Hi5
Aug21	397.35	409.10	516.85	535.60	127
Sep21	393.35	406.85	513.85	532.35	126
Oct21	389.10	403.85	510.85	529.10	125
Nov21	385.60	401.10	508.10	526.10	125
Dec21	382.35	398.60	505.35	523.35	125
Jan22	379.85	396.35	502.60	520.35	124
Q4-21	385.70	401.20	508.10	526.20	125
Q1-22	377.60	394.35	499.85	517.60	123
Q2-22	370.77	388.27	491.85	509.44	121
Q3-22	363.02	381.60	484.35	502.10	121
CAL22	365.10	383.10	488.23	506.19	125



Fuel Oil Market News

The front month crack traded strong throughout the day printing here at -10.95 and then again in the market at -10.85 last.

The EW traded here at \$12

We saw a stronger fogo market at the open as well with VLSFO pushing stronger, spreads were pretty flat in the front with aug/sep sing vlsfo trading 3.25

	Rott GOFO	Sing GOFO	R FoGo	S FoGo	Rott Hi5
Aug21	205.50	186.50	-86.00	-60.00	120
Sep21	208.42	188.08	-87.92	-62.58	121
Oct21	209.94	189.52	-88.19	-64.27	122
Nov21	211.28	189.44	-88.77	-64.43	123
Dec21	213.03	189.18	-90.02	-64.43	123
Jan22	213.83	189.05	-91.08	-65.04	123
Q4-21	211.40	189.21	-89.00	-64.21	122
Q1-22	214.52	188.64	-92.27	-65.38	122
Q2-22	215.03	188.19	-93.95	-67.02	121
Q3-22	221.54	190.49	-100.20	-69.98	121
CAL22	220.33	191.49	-97.20	-68.41	124

FIS Fuel Oil Daily Evening Report

London +44 20 7090 1134 - info@freightinvestor.com | Singapore +65 6535 5189 - info@freightinvestor.asia | Shanghai +86 21 63012568

15 July 2021

TIME SPREADS FUEL

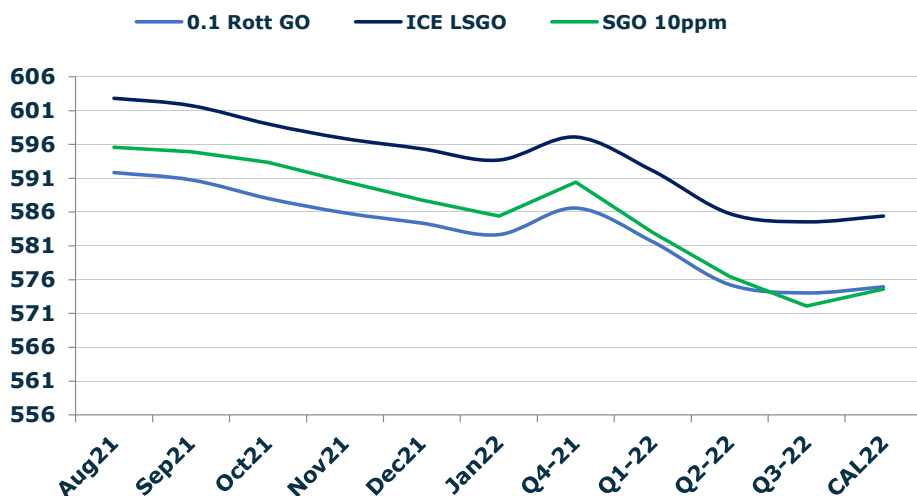
	Barges 3.5	S 380	Rott 0.5%	Sing 0.5%
Aug21/Sep21	4.00	2.25	3.00	3.25
Sep21/Oct21	4.25	3.00	3.00	3.25
Oct21/Nov21	3.50	2.75	2.75	3.00
Nov21/Dec21	3.25	2.50	2.75	2.75
Dec21/Jan22	2.50	2.25	2.75	3.00
Q4-21/Q1-22	8.10	6.85	8.25	8.60
Q1-22/Q2-22	6.83	6.08	8.00	8.17
Q2-22/Q3-22	7.75	6.67	7.50	7.33
CAL22/CAL23	13.50	13.50	20.6	16.34

GASOIL CURVES

	Rott 0.1	SGO 10ppm	ICE GO
Aug21	591.9	595.6	602.9
Sep21	590.8	594.9	601.8
Oct21	588.0	593.4	599.0
Nov21	585.9	590.5	596.9
Dec21	584.4	587.8	595.4
Jan22	582.7	585.4	593.7
Q4-21	586.6	590.4	597.1
Q1-22	581.6	583.0	592.1
Q2-22	575.3	576.5	585.8
Q3-22	574.1	572.1	584.6
CAL22	574.9	574.6	585.4

EW SPREAD

	EW380	EW0.5%
Aug21	11.75	18.75
Sep21	13.50	18.50
Oct21	14.75	18.25
Nov21	15.50	18.00
Dec21	16.25	18.00
Jan22	16.50	17.75
Q4-21	15.50	18.10
Q1-22	16.75	17.75
Q2-22	17.50	17.58
Q3-22	18.58	17.75
CAL22	18.00	17.96



Contact US:

Luke Longhurst

Email: lukel@freightinvestor.com

Mobile: (+44) 7966 968761

Ricky Forman

Email: rickyf@freightinvestor.com

Mobile: (+44) 7868 708719

Sam Twyford

Email: samt@freightinvestor.com

Mobile: (+44) 7729 118643

Jessie Deng

Email: jessied@freightinvestor.com

Mobile: (+86) 13524516743

Jarryd Smith

Email: jarryds@freightinvestor.com

Mobile: (+65) 8798 4987

The information provided in this communication is not intended for retail clients. It is general in nature only and does not constitute advice or an offer to sell, or the solicitation of an offer to purchase any swap or other financial instruments, nor constitute any recommendation on our part. The information has been prepared without considering your investment objectives, financial situation, or knowledge and experience. This material is not a research report and is not intended as such. FIS is not responsible for any trading decisions taken based on this communication. Trading swaps and over-the-counter derivatives, exchange-traded derivatives, and options involve substantial risk and are not suitable for all investors. You are advised to perform an independent investigation to determine whether a transaction is suitable for you. No part of this material may be copied or duplicated in any form by any means or redistributed without our prior written consent. Freight Investor Services Ltd (FIS) is authorised and regulated by the Financial Conduct Authority (FRN: 211452) and is a member of the National Futures Association ("NFA"). Freight Investor Services PTE Ltd ('FIS PTE') is a private limited company, incorporated and registered in Singapore with company number 200603922G, and has subsidiary offices in India and Shanghai. Freight Investor Solutions DMCC ('FIS DMCC') is a private limited company, incorporated and registered in Dubai with company number DMCC1225. Further information about FIS including the location of its offices can be found on our website at www.freightinvestorservices.com