

FIS Fuel Oil Daily Evening Report

London +44 20 7090 1134 - info@freightinvestor.com | Singapore +65 6535 5189 - info@freightinvestor.asia | Shanghai +86 21 63012568

21 July 2021

Oil and Energy Market News

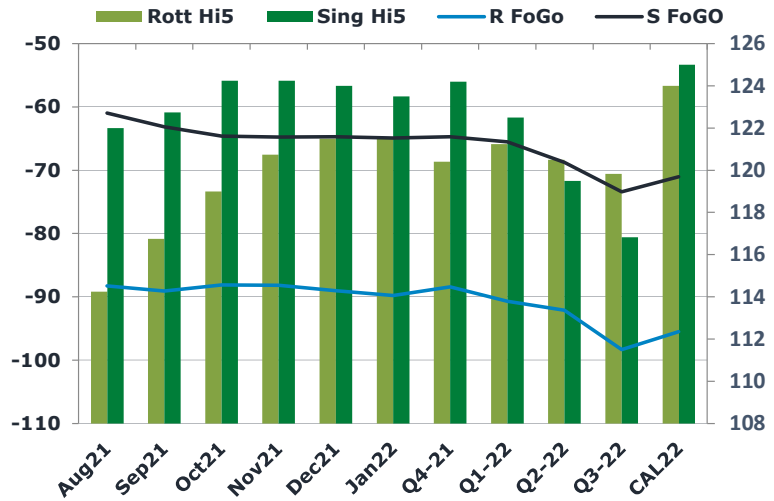
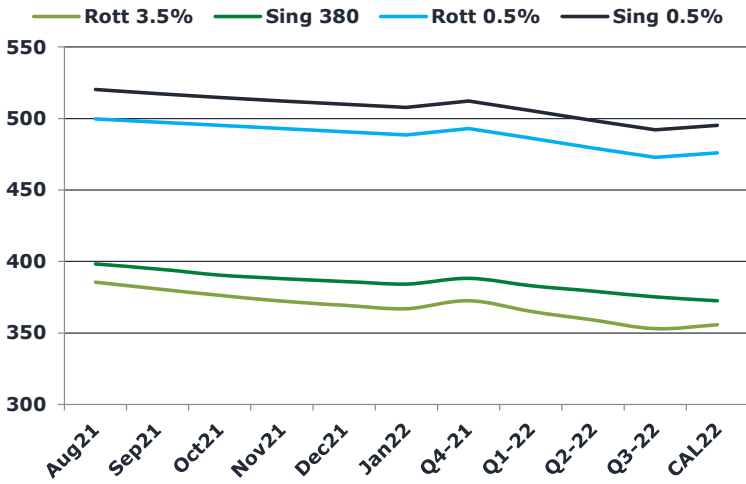
Brent crude oil front month futures ended the day up 3.95% on Wednesday, printing \$72.10 at 1645BST. Highs in the day reached \$72.12 and continued to climb into the close and lows touched \$68.63.

EIA week ending 7/16

Crude oil: +2.1M
 Gasoline: -0.1M
 Distillates: -1.3M
 Refiner utilz: 91.4%
 Impld mogas demand: 9.30Mbpd

Brent 72.10

	Barges 3.5 %	Sing 380cst	Rott 0.5%	Sing 0.5%	Sing Hi5
Aug21	385.45	398.20	499.69	520.19	122
Sep21	380.70	394.70	497.44	517.44	123
Oct21	376.20	390.45	495.19	514.69	124
Nov21	372.20	387.95	492.94	512.19	124
Dec21	369.20	385.95	490.69	509.94	124
Jan22	366.95	384.20	488.44	507.69	123
Q4-21	372.55	388.10	492.95	512.30	124
Q1-22	364.95	382.95	486.19	505.44	122
Q2-22	358.95	379.20	479.44	498.69	119
Q3-22	352.87	375.12	472.69	491.94	117
CAL22	355.65	372.40	476.07	495.32	125



Fuel Oil Market News

The front crack opened at -10.30 in morning with the front Barges crack ended the day printing -10.80 The Cal 22 crack was valued at -10.55.

The Singapore FOGO ended the day trading at -61, with the Euro Fogo printing -88.25 on both front months, respectively.

	Rott GOFO	Sing GOFO	R FoGo	S FoGo	Rott Hi5
Aug21	202.49	182.99	-88.25	-61.00	114
Sep21	205.83	185.90	-89.09	-63.15	117
Oct21	207.12	188.88	-88.13	-64.64	119
Nov21	208.88	189.00	-88.14	-64.75	121
Dec21	210.50	188.69	-89.01	-64.69	121
Jan22	211.28	188.43	-89.78	-64.93	121
Q4-21	208.80	188.90	-88.40	-64.70	120
Q1-22	211.91	188.04	-90.67	-65.54	121
Q2-22	212.60	188.24	-92.11	-68.74	120
Q3-22	218.20	190.23	-98.37	-73.41	120
CAL22	215.90	193.96	-95.48	-71.04	124



Fuel Oil Daily Evening Report

London +44 20 7090 1134 - info@freightinvestor.com | Singapore +65 6535 5189 - info@freightinvestor.asia | Shanghai +86 21 63012568

21 July 2021

TIME SPREADS FUEL

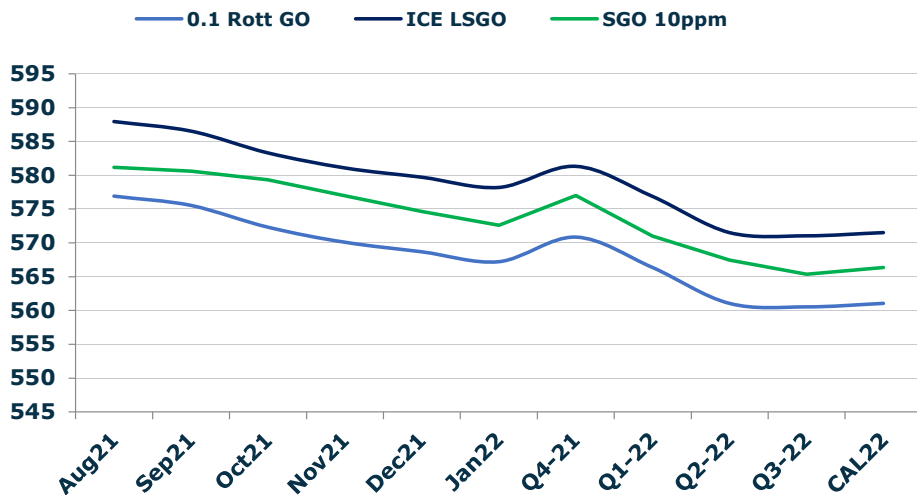
	Barges 3.5	S 380	Rott 0.5%	Sing 0.5%
Aug21/Sep21	4.75	3.50	2.25	2.75
Sep21/Oct21	4.50	4.25	2.25	2.75
Oct21/Nov21	4.00	2.50	2.25	2.50
Nov21/Dec21	3.00	2.00	2.25	2.25
Dec21/Jan22	2.25	1.75	2.25	2.25
Q4-21/Q1-22	7.60	5.15	6.76	6.86
Q1-22/Q2-22	6.00	3.75	6.75	6.75
Q2-22/Q3-22	6.08	4.08	6.75	6.75
CAL22/CAL23	13.50	13.50	17.9	16.17

GASOIL CURVES

	Rott 0.1	SGO 10ppm	ICE GO
Aug21	576.9	581.2	587.9
Sep21	575.5	580.6	586.5
Oct21	572.3	579.3	583.3
Nov21	570.1	576.9	581.1
Dec21	568.7	574.6	579.7
Jan22	567.2	572.6	578.2
Q4-21	570.9	577.0	581.4
Q1-22	566.4	571.0	576.9
Q2-22	561.1	567.4	571.6
Q3-22	560.6	565.3	571.1
CAL22	561.0	566.4	571.5

EW SPREAD

	EW380	EW0.5%
Aug21	12.75	20.50
Sep21	14.00	20.00
Oct21	14.25	19.50
Nov21	15.75	19.25
Dec21	16.75	19.25
Jan22	17.25	19.25
Q4-21	15.55	19.35
Q1-22	18.00	19.25
Q2-22	20.25	19.25
Q3-22	22.25	19.25
CAL22	16.75	19.25



Contact US:

Luke Longhurst

Email: lukel@freightinvestor.com

Mobile: (+44) 7966 968761

Ricky Forman

Email: rickyf@freightinvestor.com

Mobile: (+44) 7868 708719

Sam Twyford

Email: samt@freightinvestor.com

Mobile: (+44) 7729 118643

Jessie Deng

Email: jessied@freightinvestor.com

Mobile: (+86) 13524516743

Jarryd Smith

Email: jarryds@freightinvestor.com

Mobile: (+65) 8798 4987

The information provided in this communication is not intended for retail clients. It is general in nature only and does not constitute advice or an offer to sell, or the solicitation of an offer to purchase any swap or other financial instruments, nor constitute any recommendation on our part. The information has been prepared without considering your investment objectives, financial situation, or knowledge and experience. This material is not a research report and is not intended as such. FIS is not responsible for any trading decisions taken based on this communication. Trading swaps and over-the-counter derivatives, exchange-traded derivatives, and options involve substantial risk and are not suitable for all investors. You are advised to perform an independent investigation to determine whether a transaction is suitable for you. No part of this material may be copied or duplicated in any form by any means or redistributed without our prior written consent. Freight Investor Services Ltd (FIS) is authorised and regulated by the Financial Conduct Authority (FRN: 211452) and is a member of the National Futures Association ("NFA"). Freight Investor Services PTE Ltd ('FIS PTE') is a private limited company, incorporated and registered in Singapore with company number 200603922G, and has subsidiary offices in India and Shanghai. Freight Investor Solutions DMCC ('FIS DMCC') is a private limited company, incorporated and registered in Dubai with company number DMCC1225. Further information about FIS including the location of its offices can be found on our website at www.freightinvestorservices.com