

# FIS Fuel Oil Daily Evening Report

London +44 20 7090 1134 - info@freightinvestor.com | Singapore +65 6535 5189 - info@freightinvestor.asia | Shanghai +86 21 63012568

## 23 July 2021

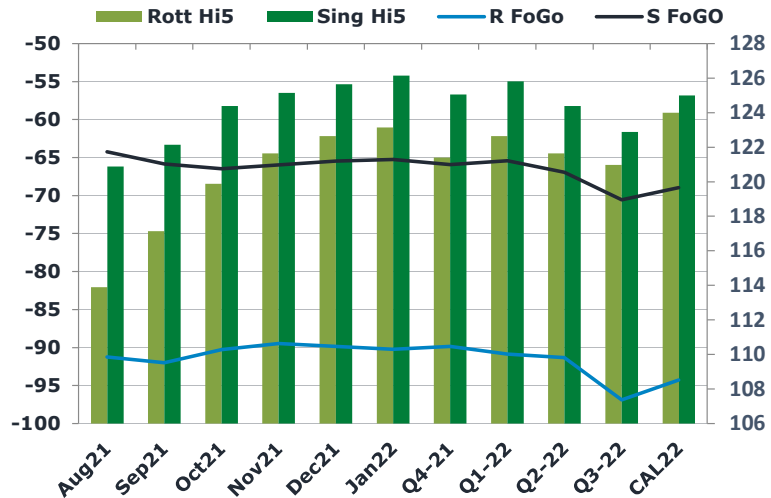
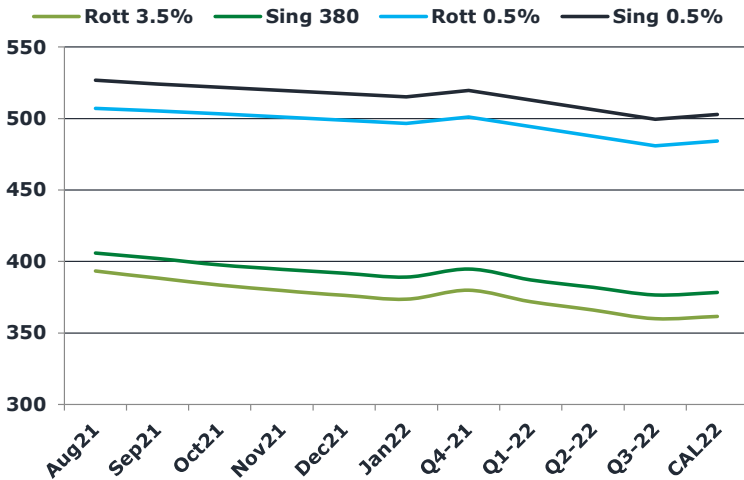
### Oil and Energy Market News

Brent crude oil front month futures ended the day down 0.2% on Friday, printing \$73.63 at 1620BST. Highs in the day reached \$73.09 and lows touched \$71.74.

Closing report on a very quiet afternoon!

### Brent 73.63

	Barges 3.5 %	Sing 380cst	Rott 0.5%	Sing 0.5%	Sing Hi5
Aug21	393.25	405.75	507.14	526.64	121
Sep21	388.25	402.00	505.39	524.14	122
Oct21	383.50	397.50	503.39	521.89	124
Nov21	379.50	394.50	501.14	519.64	125
Dec21	376.25	391.75	498.89	517.39	126
Jan22	373.50	389.00	496.64	515.14	126
Q4-21	379.75	394.60	501.15	519.65	125
Q1-22	371.75	387.08	494.39	512.89	126
Q2-22	366.00	381.75	487.64	506.14	124
Q3-22	359.92	376.50	480.89	499.39	123
CAL22	361.55	378.30	484.26	502.76	125



### Fuel Oil Market News

The front crack opened at -10.90 in morning with the front Barges crack ended the day printing -11.05 The Cal 22 crack was valued at -10.55.

The Singapore FOGO ended the day trading at -64.25, with the Euro Fogo printing -91.25 on both front months, respectively.

	Rott GOFO	Sing GOFO	R FoGo	S FoGo	Rott Hi5
Aug21	205.14	185.14	-91.25	-64.25	114
Sep21	209.13	187.99	-91.99	-65.86	117
Oct21	210.15	190.85	-90.26	-66.47	120
Nov21	211.13	191.10	-89.49	-65.96	122
Dec21	212.47	191.09	-89.83	-65.45	123
Jan22	213.35	191.38	-90.21	-65.25	123
Q4-21	211.25	190.97	-89.85	-65.92	121
Q1-22	213.48	191.24	-90.84	-65.43	123
Q2-22	212.96	191.31	-91.33	-66.92	122
Q3-22	217.86	193.48	-96.89	-70.59	121
CAL22	216.97	193.40	-94.25	-68.94	124

# FIS Fuel Oil Daily Evening Report

London +44 20 7090 1134 - info@freightinvestor.com | Singapore +65 6535 5189 - info@freightinvestor.asia | Shanghai +86 21 63012568

## 23 July 2021

### TIME SPREADS FUEL

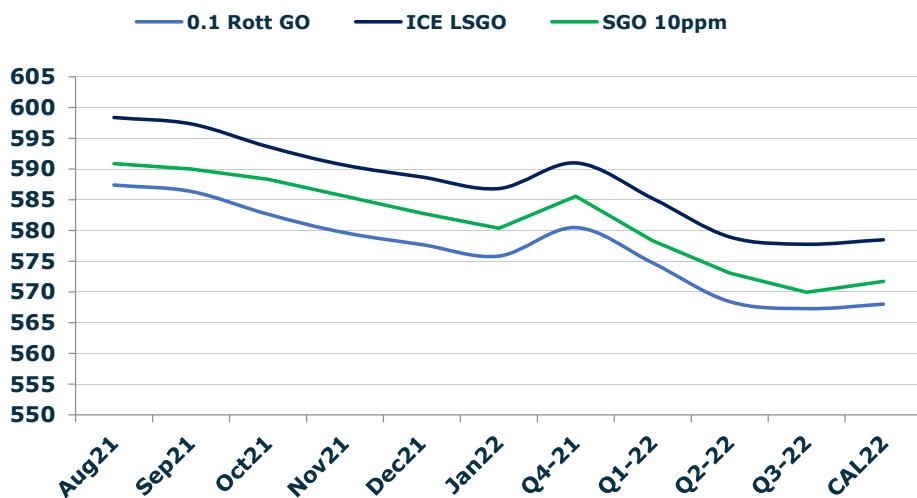
	Barges 3.5	S 380	Rott 0.5%	Sing 0.5%
Aug21/Sep21	5.00	3.75	1.75	2.50
Sep21/Oct21	4.75	4.50	2.00	2.25
Oct21/Nov21	4.00	3.00	2.25	2.25
Nov21/Dec21	3.25	2.75	2.25	2.25
Dec21/Jan22	2.75	2.75	2.25	2.25
Q4-21/Q1-22	8.00	7.52	6.76	6.76
Q1-22/Q2-22	5.75	5.33	6.75	6.75
Q2-22/Q3-22	6.08	5.25	6.75	6.75
CAL22/CAL23	13.50	13.50	20.2	17.71

### GASOIL CURVES

	Rott 0.1	SGO 10ppm	ICE GO
Aug21	587.4	590.9	598.4
Sep21	586.4	590.0	597.4
Oct21	582.6	588.4	593.6
Nov21	579.6	585.6	590.6
Dec21	577.7	582.8	588.7
Jan22	575.8	580.4	586.8
Q4-21	580.5	585.6	591.0
Q1-22	574.7	578.3	585.2
Q2-22	568.5	573.1	579.0
Q3-22	567.3	570.0	577.8
CAL22	568.0	571.7	578.5

### EW SPREAD

	EW380	EW0.5%
Aug21	12.50	19.50
Sep21	13.75	18.75
Oct21	14.00	18.50
Nov21	15.00	18.50
Dec21	15.50	18.50
Jan22	15.50	18.50
Q4-21	14.85	18.50
Q1-22	15.33	18.50
Q2-22	15.75	18.50
Q3-22	16.58	18.50
CAL22	16.75	18.50



### Contact US:

#### Luke Longhurst

Email: lukel@freightinvestor.com

Mobile: (+44) 7966 968761

#### Ricky Forman

Email: rickyf@freightinvestor.com

Mobile: (+44) 7868 708719

#### Sam Twyford

Email: samt@freightinvestor.com

Mobile: (+44) 7729 118643

#### Jessie Deng

Email: jessied@freightinvestor.com

Mobile: (+86) 13524516743

#### Jarryd Smith

Email: jarryds@freightinvestor.com

Mobile: (+65) 8798 4987

The information provided in this communication is not intended for retail clients. It is general in nature only and does not constitute advice or an offer to sell, or the solicitation of an offer to purchase any swap or other financial instruments, nor constitute any recommendation on our part. The information has been prepared without considering your investment objectives, financial situation, or knowledge and experience. This material is not a research report and is not intended as such. FIS is not responsible for any trading decisions taken based on this communication. Trading swaps and over-the-counter derivatives, exchange-traded derivatives, and options involve substantial risk and are not suitable for all investors. You are advised to perform an independent investigation to determine whether a transaction is suitable for you. No part of this material may be copied or duplicated in any form by any means or redistributed without our prior written consent. Freight Investor Services Ltd (FIS) is authorised and regulated by the Financial Conduct Authority (FRN: 211452) and is a member of the National Futures Association ("NFA"). Freight Investor Services PTE Ltd ('FIS PTE') is a private limited company, incorporated and registered in Singapore with company number 200603922G, and has subsidiary offices in India and Shanghai. Freight Investor Solutions DMCC ('FIS DMCC') is a private limited company, incorporated and registered in Dubai with company number DMCC1225. Further information about FIS including the location of its offices can be found on our website at www.freightinvestorservices.com