

FIS Fuel Oil Daily Evening Report

London +44 20 7090 1134 - info@freightinvestor.com | Singapore +65 6535 5189 - info@freightinvestor.asia | Shanghai +86 21 63012568

27 July 2021

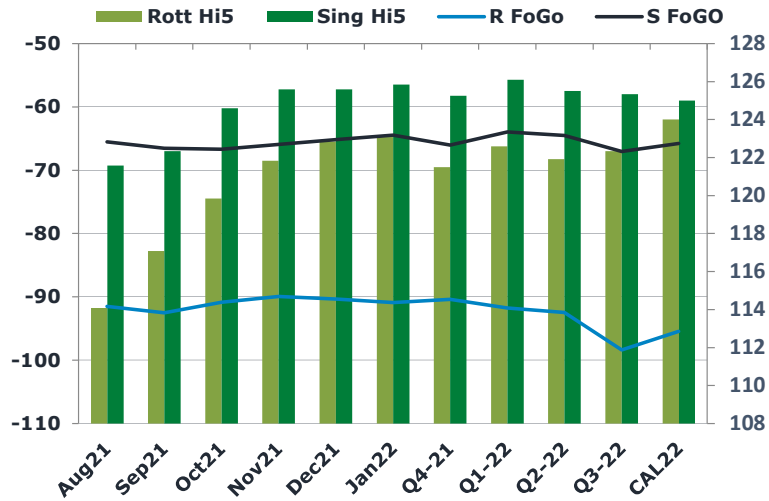
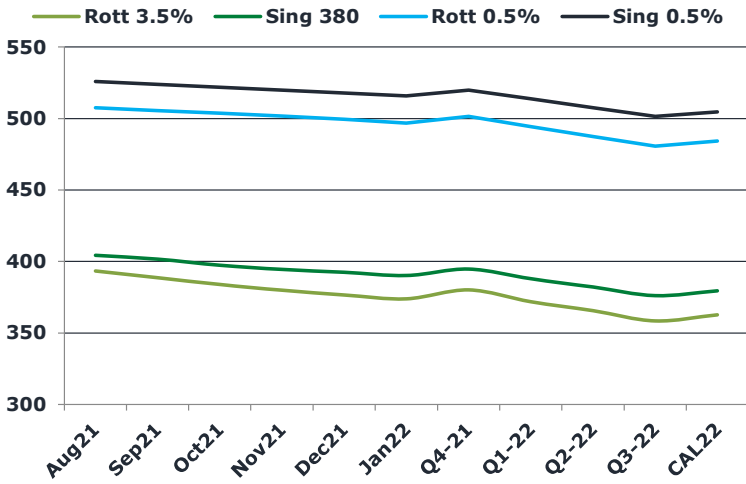
Oil and Energy Market News

Brent crude oil front month futures ended the day down 0.3% on Tuesday, printing \$74.26 at 1640BST. Highs in the day reached \$75.05 and lows touched \$74.16.

Fujairah bunker sales in June fell to a three-month low as marine fuel prices have been climbing for several months at both Fujairah and Singapore, the world's largest bunkering hub. The premium for Fujairah-delivered marine fuel against FOB Singapore is firming up as the market faces a slight shortage of bunker barges amid stronger expected demand in Q3, traders told S&P Global Platts. (S&P Global Platts)

Brent 74.26

	Barges 3.5 %	Sing 380cst	Rott 0.5%	Sing 0.5%	Sing Hi5
Aug21	393.30	404.30	507.39	525.89	122
Sep21	388.55	401.55	505.64	523.89	122
Oct21	383.80	397.30	503.64	521.89	125
Nov21	379.80	394.30	501.64	519.89	126
Dec21	376.55	392.30	499.39	517.89	126
Jan22	373.80	390.05	496.89	515.89	126
Q4-21	380.05	394.65	501.55	519.90	125
Q1-22	371.80	387.80	494.39	513.89	126
Q2-22	365.47	381.97	487.39	507.47	126
Q3-22	358.30	376.05	480.64	501.39	125
CAL22	362.70	379.45	484.20	504.53	125



Fuel Oil Market News

The front crack opened at -11.45 this morning with the front Barges crack ended the day printing -11.35 The Cal 22 crack was valued at -10.60.

The Singapore FOGO ended the day trading at -65.5, with the Euro Fogo printing -91.5 on both front months, respectively.

	Rott GOFO	Sing GOFO	R FoGo	S FoGo	Rott Hi5
Aug21	205.59	187.09	-91.50	-65.50	114
Sep21	209.58	188.87	-92.49	-66.53	117
Oct21	210.68	191.26	-90.85	-66.67	120
Nov21	211.78	191.50	-89.95	-65.91	122
Dec21	213.17	190.74	-90.33	-65.16	123
Jan22	213.96	190.31	-90.88	-64.47	123
Q4-21	211.90	191.29	-90.40	-66.04	122
Q1-22	214.36	190.05	-91.77	-63.97	123
Q2-22	214.38	190.02	-92.46	-64.52	122
Q3-22	220.71	192.42	-98.38	-67.08	122
CAL22	216.94	190.87	-95.44	-65.79	124

FIS Fuel Oil Daily Evening Report

London +44 20 7090 1134 - info@freightinvestor.com | Singapore +65 6535 5189 - info@freightinvestor.asia | Shanghai +86 21 63012568

27 July 2021

TIME SPREADS FUEL

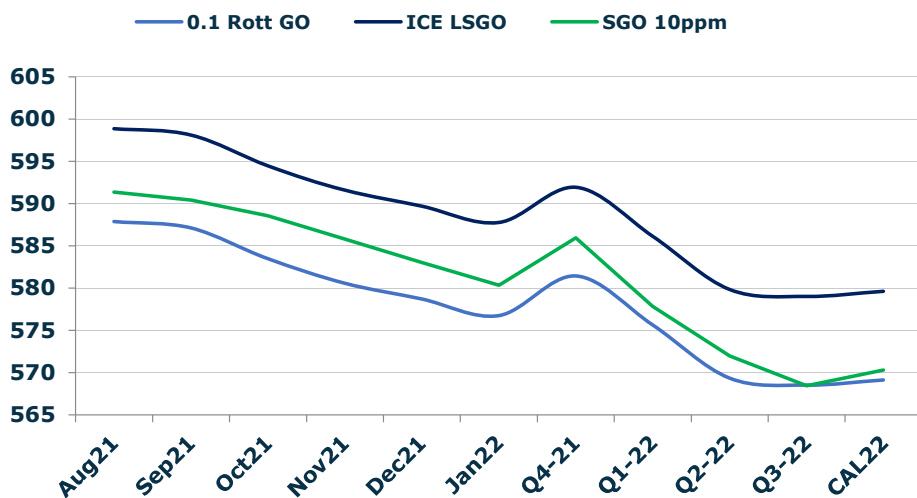
	Barges 3.5	S 380	Rott 0.5%	Sing 0.5%
Aug21/Sep21	4.75	2.75	1.75	2.00
Sep21/Oct21	4.75	4.25	2.00	2.00
Oct21/Nov21	4.00	3.00	2.00	2.00
Nov21/Dec21	3.25	2.00	2.25	2.00
Dec21/Jan22	2.75	2.25	2.50	2.00
Q4-21/Q1-22	8.25	6.85	7.16	6.01
Q1-22/Q2-22	6.33	5.83	7.00	6.42
Q2-22/Q3-22	7.17	5.92	6.75	6.08
CAL22/CAL23	13.50	13.50	19.0	18.33

GASOIL CURVES

	Rott 0.1	SGO 10ppm	ICE GO
Aug21	587.9	591.4	598.9
Sep21	587.1	590.4	598.1
Oct21	583.5	588.6	594.5
Nov21	580.6	585.8	591.6
Dec21	578.7	583.0	589.7
Jan22	576.8	580.4	587.8
Q4-21	581.5	585.9	592.0
Q1-22	575.7	577.9	586.2
Q2-22	569.3	572.0	579.8
Q3-22	568.5	568.5	579.0
CAL22	569.1	570.3	579.6

EW SPREAD

	EW380	EW0.5%
Aug21	11.00	18.50
Sep21	13.00	18.25
Oct21	13.50	18.25
Nov21	14.50	18.25
Dec21	15.75	18.50
Jan22	16.25	19.00
Q4-21	14.60	18.35
Q1-22	16.00	19.50
Q2-22	16.50	20.08
Q3-22	17.75	20.75
CAL22	16.75	20.33



Contact US:

Luke Longhurst

Email: lukel@freightinvestor.com

Mobile: (+44) 7966 968761

Ricky Forman

Email: rickyf@freightinvestor.com

Mobile: (+44) 7868 708719

Sam Twyford

Email: samt@freightinvestor.com

Mobile: (+44) 7729 118643

Jessie Deng

Email: jessied@freightinvestor.com

Mobile: (+86) 13524516743

Jarryd Smith

Email: jarryds@freightinvestor.com

Mobile: (+65) 8798 4987

The information provided in this communication is not intended for retail clients. It is general in nature only and does not constitute advice or an offer to sell, or the solicitation of an offer to purchase any swap or other financial instruments, nor constitute any recommendation on our part. The information has been prepared without considering your investment objectives, financial situation, or knowledge and experience. This material is not a research report and is not intended as such. FIS is not responsible for any trading decisions taken based on this communication. Trading swaps and over-the-counter derivatives, exchange-traded derivatives, and options involve substantial risk and are not suitable for all investors. You are advised to perform an independent investigation to determine whether a transaction is suitable for you. No part of this material may be copied or duplicated in any form by any means or redistributed without our prior written consent. Freight Investor Services Ltd (FIS) is authorised and regulated by the Financial Conduct Authority (FRN: 211452) and is a member of the National Futures Association ("NFA"). Freight Investor Services PTE Ltd ('FIS PTE') is a private limited company, incorporated and registered in Singapore with company number 200603922G, and has subsidiary offices in India and Shanghai. Freight Investor Solutions DMCC ('FIS DMCC') is a private limited company, incorporated and registered in Dubai with company number DMCC1225. Further information about FIS including the location of its offices can be found on our website at www.freightinvestorservices.com