

# FIS Fuel Oil Daily Evening Report

London +44 20 7090 1134 - info@freightinvestor.com | Singapore +65 6535 5189 - info@freightinvestor.asia | Shanghai +86 21 63012568

## 28 July 2021

### Oil and Energy Market News

Brent crude oil front month futures ended the day up 0.3% on Tuesday, printing \$74.80 at 1650BST. Highs in the day reached \$75.32 and lows touched \$74.42.

EIA week ending 7/23

Crude oil: -4.1M

Gasoline: -2.3M

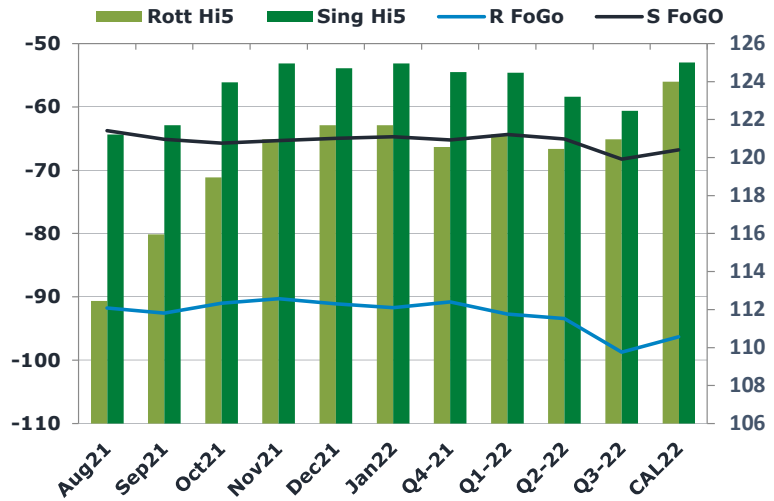
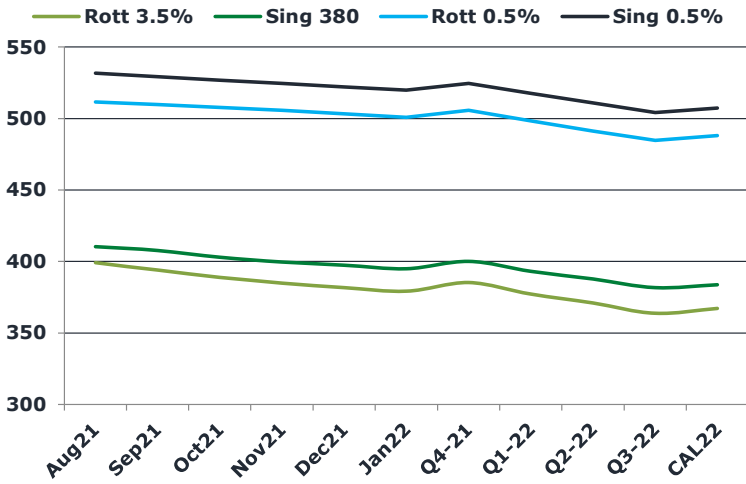
Distillates: -3.1M

Refiner utilz: 91.1%

Impld mogas demand: 9.33 Mbpd

### Brent 74.80

	Barges 3.5 %	Sing 380cst	Rott 0.5%	Sing 0.5%	Sing Hi5
Aug21	399.10	410.35	511.56	531.56	121
Sep21	393.85	407.60	509.81	529.31	122
Oct21	388.85	402.85	507.81	526.81	124
Nov21	384.85	399.60	505.81	524.56	125
Dec21	381.60	397.35	503.31	522.06	125
Jan22	379.10	394.85	500.81	519.81	125
Q4-21	385.10	399.95	505.65	524.45	125
Q1-22	377.10	393.10	498.31	517.56	124
Q2-22	370.85	387.60	491.31	510.81	123
Q3-22	363.60	381.60	484.56	504.06	122
CAL22	367.00	383.75	488.12	507.43	125



### Fuel Oil Market News

The front crack opened at -11.25 this morning with the front Barges crack ended the day printing -11.00 The Cal 22 crack was valued at -10.60.

The Singapore FOGO ended the day trading at -63.75, with the Euro Fogo printing -91.75 on both front months, respectively.

	Rott GOFO	Sing GOFO	R FoGo	S FoGo	Rott Hi5
Aug21	204.21	184.96	-91.75	-63.75	112
Sep21	208.53	186.81	-92.57	-65.11	116
Oct21	209.97	189.70	-91.01	-65.74	119
Nov21	211.28	190.27	-90.32	-65.31	121
Dec21	212.82	189.69	-91.11	-64.98	122
Jan22	213.41	189.65	-91.70	-64.70	122
Q4-21	211.35	189.72	-90.80	-65.22	121
Q1-22	213.91	188.82	-92.70	-64.36	121
Q2-22	213.86	188.26	-93.40	-65.06	120
Q3-22	219.71	190.71	-98.75	-68.25	121
CAL22	217.45	190.48	-96.33	-66.80	124

# FIS Fuel Oil Daily Evening Report

London +44 20 7090 1134 - info@freightinvestor.com | Singapore +65 6535 5189 - info@freightinvestor.asia | Shanghai +86 21 63012568

## 28 July 2021

### TIME SPREADS FUEL

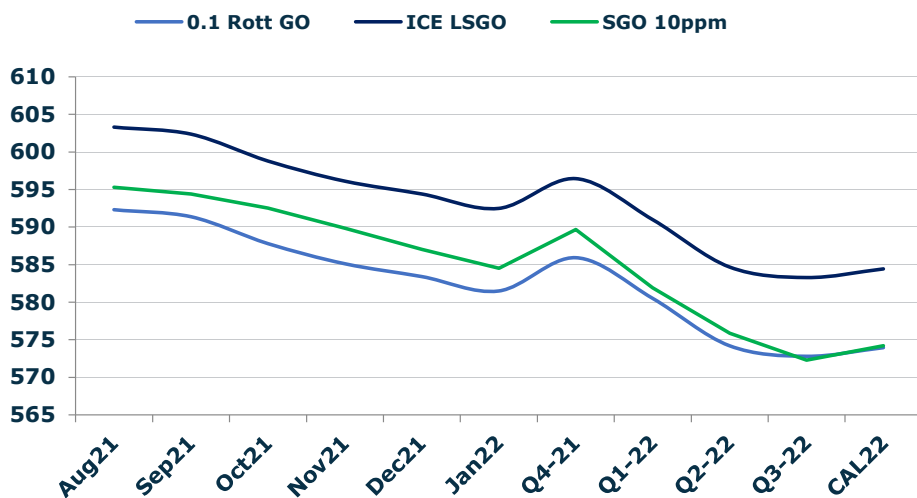
	Barges 3.5	S 380	Rott 0.5%	Sing 0.5%
Aug21/Sep21	5.25	2.75	1.75	2.25
Sep21/Oct21	5.00	4.75	2.00	2.50
Oct21/Nov21	4.00	3.25	2.00	2.25
Nov21/Dec21	3.25	2.25	2.50	2.50
Dec21/Jan22	2.50	2.50	2.50	2.25
Q4-21/Q1-22	8.00	6.85	7.34	6.89
Q1-22/Q2-22	6.25	5.50	7.00	6.75
Q2-22/Q3-22	7.25	6.00	6.75	6.75
CAL22/CAL23	13.50	13.50	18.6	16.93

### GASOIL CURVES

	Rott 0.1	SGO 10ppm	ICE GO
Aug21	592.3	595.3	603.3
Sep21	591.4	594.4	602.4
Oct21	587.8	592.6	598.8
Nov21	585.1	589.9	596.1
Dec21	583.4	587.0	594.4
Jan22	581.5	584.5	592.5
Q4-21	586.0	589.7	596.5
Q1-22	580.5	581.9	591.0
Q2-22	574.2	575.9	584.7
Q3-22	572.8	572.3	583.3
CAL22	573.9	574.2	584.4

### EW SPREAD

	EW380	EW0.5%
Aug21	11.25	20.00
Sep21	13.75	19.50
Oct21	14.00	19.00
Nov21	14.75	18.75
Dec21	15.75	18.75
Jan22	15.75	19.00
Q4-21	14.85	18.80
Q1-22	16.00	19.25
Q2-22	16.75	19.50
Q3-22	18.00	19.50
CAL22	16.75	19.31



### Contact US:

#### Luke Longhurst

Email: lukel@freightinvestor.com

Mobile: (+44) 7966 968761

#### Ricky Forman

Email: rickyf@freightinvestor.com

Mobile: (+44) 7868 708719

#### Sam Twyford

Email: samt@freightinvestor.com

Mobile: (+44) 7729 118643

#### Jessie Deng

Email: jessied@freightinvestor.com

Mobile: (+86) 13524516743

#### Jarryd Smith

Email: jarryds@freightinvestor.com

Mobile: (+65) 8798 4987

The information provided in this communication is not intended for retail clients. It is general in nature only and does not constitute advice or an offer to sell, or the solicitation of an offer to purchase any swap or other financial instruments, nor constitute any recommendation on our part. The information has been prepared without considering your investment objectives, financial situation, or knowledge and experience. This material is not a research report and is not intended as such. FIS is not responsible for any trading decisions taken based on this communication. Trading swaps and over-the-counter derivatives, exchange-traded derivatives, and options involve substantial risk and are not suitable for all investors. You are advised to perform an independent investigation to determine whether a transaction is suitable for you. No part of this material may be copied or duplicated in any form by any means or redistributed without our prior written consent. Freight Investor Services Ltd (FIS) is authorised and regulated by the Financial Conduct Authority (FRN: 211452) and is a member of the National Futures Association ("NFA"). Freight Investor Services PTE Ltd ('FIS PTE') is a private limited company, incorporated and registered in Singapore with company number 200603922G, and has subsidiary offices in India and Shanghai. Freight Investor Solutions DMCC ('FIS DMCC') is a private limited company, incorporated and registered in Dubai with company number DMCC1225. Further information about FIS including the location of its offices can be found on our website at [www.freightinvestorservices.com](http://www.freightinvestorservices.com)