

FIS Fuel Oil Daily Evening Report

London +44 20 7090 1134 - info@freightinvestor.com | Singapore +65 6535 5189 - info@freightinvestor.asia | Shanghai +86 21 63012568

09 August 2021

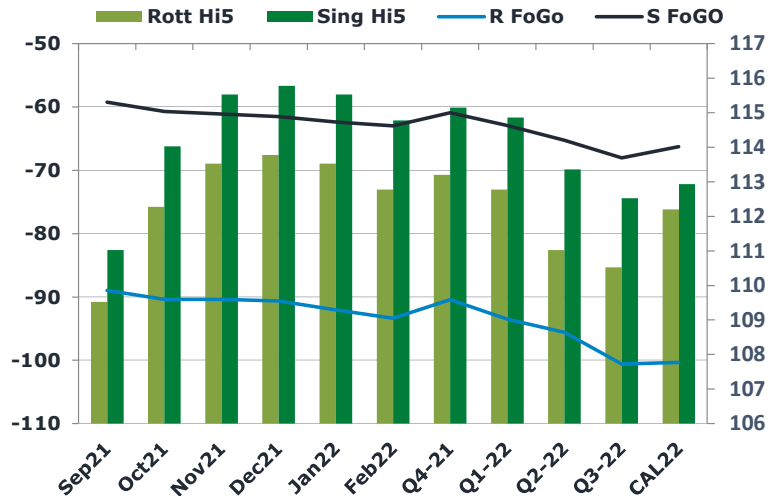
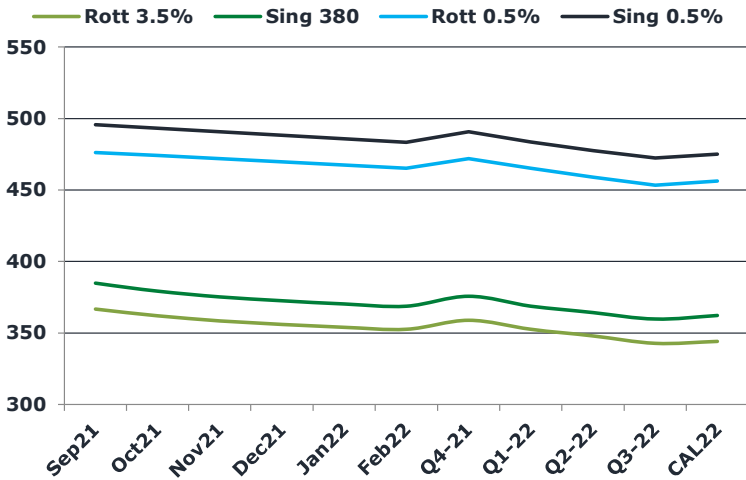
Oil and Energy Market News

Brent crude oil front month futures ended the day down 2.5% on Monday, printing \$68.95 at 1635BST. Highs in the day reached \$70.26 and lows touched \$67.60.

Saudi Aramco reported a 288-percent increase in net profits for the second quarter of the year, to \$25.5 billion, thanks to the rebound in oil prices spurred by growing demand. (OilPrice.com)

Brent 68.95

	Barges 3.5 %	Sing 380cst	Rott 0.5%	Sing 0.5%	Sing Hi5
Sep21	366.70	384.70	476.23	495.73	111
Oct21	361.95	379.20	474.23	493.23	114
Nov21	358.45	375.20	471.98	490.73	116
Dec21	355.95	372.45	469.73	488.23	116
Jan22	353.95	370.20	467.48	485.73	116
Feb22	352.45	368.70	465.23	483.48	115
Q4-21	358.80	375.60	472.00	490.75	115
Q1-22	352.45	368.70	465.23	483.56	115
Q2-22	347.95	364.20	458.98	477.56	113
Q3-22	342.70	359.70	453.23	472.23	113
CAL22	344.15	362.15	456.35	475.08	113



Fuel Oil Market News

The front crack opened at -10.85 this morning with the front Barges crack ended the day printing -10.80. The Cal 22 crack was valued at -11.

The Singapore FOGO ended the day trading at -59.25, with the Euro Fogo printing -89 on both front months, respectively.

	Rott GOFO	Sing GOFO	R FoGo	S FoGo	Rott Hi5
Sep21	198.53	170.28	-89.00	-59.25	110
Oct21	202.68	174.73	-90.40	-60.71	112
Nov21	203.93	176.65	-90.40	-61.12	114
Dec21	204.40	177.31	-90.63	-61.54	114
Jan22	205.58	177.92	-92.05	-62.40	114
Feb22	206.14	177.78	-93.36	-63.01	113
Q4-21	203.65	176.07	-90.45	-60.92	113
Q1-22	206.31	177.78	-93.53	-62.92	113
Q2-22	206.59	178.63	-95.56	-65.27	111
Q3-22	211.13	180.58	-100.61	-68.05	111
CAL22	212.55	179.22	-100.35	-66.29	112

FIS Fuel Oil Daily Evening Report

London +44 20 7090 1134 - info@freightinvestor.com | Singapore +65 6535 5189 - info@freightinvestor.asia | Shanghai +86 21 63012568

09 August 2021

TIME SPREADS FUEL

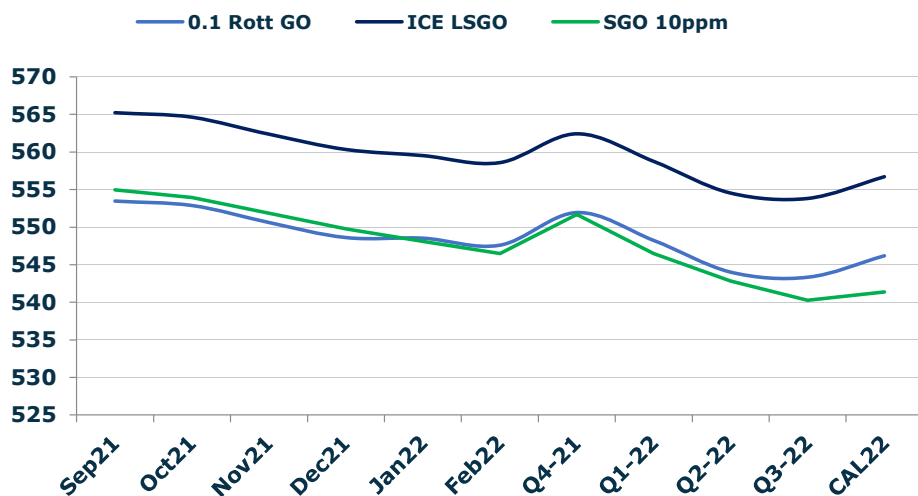
	Barges 3.5	S 380	Rott 0.5%	Sing 0.5%
Sep21/Oct21	4.75	5.50	2.00	2.50
Oct21/Nov21	3.50	4.00	2.25	2.50
Nov21/Dec21	2.50	2.75	2.25	2.50
Dec21/Jan22	2.00	2.25	2.25	2.50
Jan22/Feb22	1.50	1.50	2.25	2.25
Q4-21/Q1-22	6.35	6.90	6.77	7.19
Q1-22/Q2-22	4.50	4.50	6.25	6.00
Q2-22/Q3-22	5.25	4.50	5.75	5.33
CAL22/CAL23	13.50	13.50	5.7	6.18

GASOIL CURVES

	Rott 0.1	SGO 10ppm	ICE GO
Sep21	553.5	555.0	565.2
Oct21	552.9	553.9	564.6
Nov21	550.6	551.8	562.4
Dec21	548.6	549.8	560.4
Jan22	548.5	548.1	559.5
Feb22	547.6	546.5	558.6
Q4-21	552.0	551.7	562.5
Q1-22	548.3	546.5	558.8
Q2-22	544.0	542.8	554.5
Q3-22	543.3	540.3	553.8
CAL22	546.2	541.4	556.7

EW SPREAD

	EW380	EW0.5%
Sep21	18.00	19.50
Oct21	17.25	19.00
Nov21	16.75	18.75
Dec21	16.50	18.50
Jan22	16.25	18.25
Feb22	16.25	18.25
Q4-21	16.80	18.75
Q1-22	16.25	18.33
Q2-22	16.25	18.58
Q3-22	17.00	19.00
CAL22	18.00	18.73



Contact US:

Luke Longhurst

Email: lukel@freightinvestor.com

Mobile: (+44) 7966 968761

Ricky Forman

Email: rickyf@freightinvestor.com

Mobile: (+44) 7868 708719

Sam Twyford

Email: samt@freightinvestor.com

Mobile: (+44) 7729 118643

Jessie Deng

Email: jessied@freightinvestor.com

Mobile: (+86) 13524516743

Jarryd Smith

Email: jarryds@freightinvestor.com

Mobile: (+65) 8798 4987

The information provided in this communication is not intended for retail clients. It is general in nature only and does not constitute advice or an offer to sell, or the solicitation of an offer to purchase any swap or other financial instruments, nor constitute any recommendation on our part. The information has been prepared without considering your investment objectives, financial situation, or knowledge and experience. This material is not a research report and is not intended as such. FIS is not responsible for any trading decisions taken based on this communication. Trading swaps and over-the-counter derivatives, exchange-traded derivatives, and options involve substantial risk and are not suitable for all investors. You are advised to perform an independent investigation to determine whether a transaction is suitable for you. No part of this material may be copied or duplicated in any form by any means or redistributed without our prior written consent. Freight Investor Services Ltd (FIS) is authorised and regulated by the Financial Conduct Authority (FRN: 211452) and is a member of the National Futures Association ("NFA"). Freight Investor Services PTE Ltd ('FIS PTE') is a private limited company, incorporated and registered in Singapore with company number 200603922G, and has subsidiary offices in India and Shanghai. Freight Investor Solutions DMCC ('FIS DMCC') is a private limited company, incorporated and registered in Dubai with company number DMCC1225. Further information about FIS including the location of its offices can be found on our website at www.freightinvestorservices.com