

FIS Fuel Oil Daily Evening Report

London +44 20 7090 1134 - info@freightinvestor.com | Singapore +65 6535 5189 - info@freightinvestor.asia | Shanghai +86 21 63012568

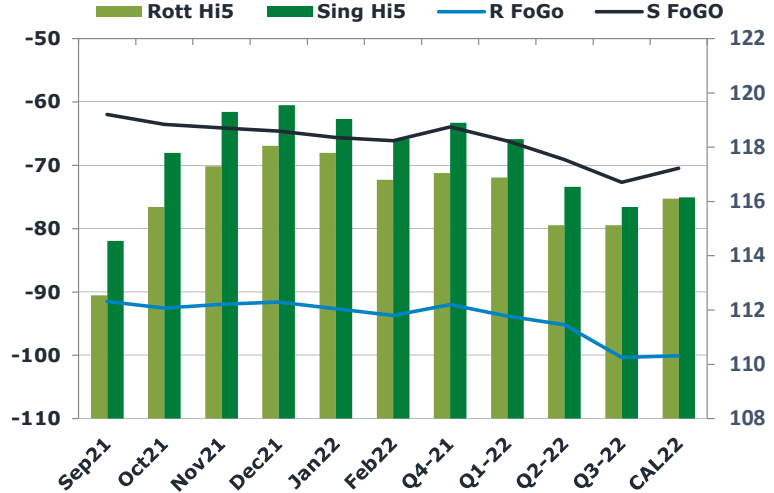
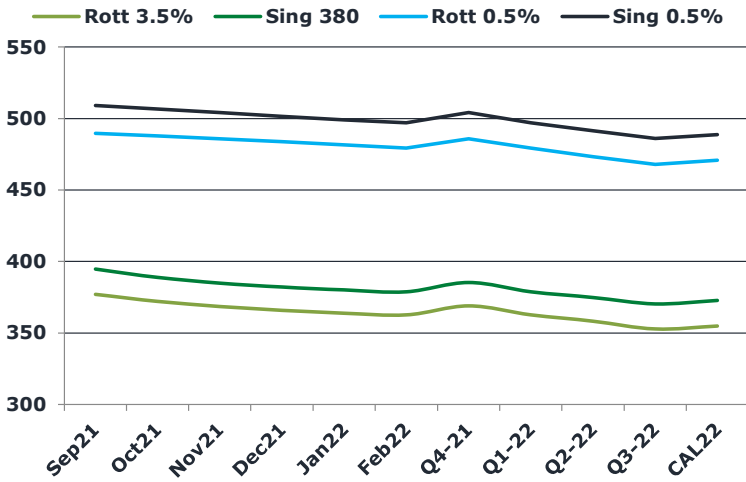
10 August 2021

Oil and Energy Market News

Brent crude oil front month futures ended the day up 2.6% on Tuesday, printing \$70.83 at 1700BST. Highs in the day reached \$71.12 and lows touched \$68.94.

Brent 70.83

	Barges 3.5 %	Sing 380cst	Rott 0.5%	Sing 0.5%	Sing Hi5
Sep21	377.05	394.55	489.60	509.10	115
Oct21	372.05	388.80	487.85	506.60	118
Nov21	368.55	384.80	485.85	504.10	119
Dec21	365.80	382.05	483.85	501.60	120
Jan22	363.80	380.05	481.60	499.10	119
Feb22	362.55	378.80	479.35	497.10	118
Q4-21	368.80	385.20	485.85	504.10	119
Q1-22	362.55	378.80	479.43	497.10	118
Q2-22	358.22	374.80	473.35	491.35	117
Q3-22	352.72	370.30	467.85	486.10	116
CAL22	354.70	372.70	470.80	488.85	116



Fuel Oil Market News

The front crack opened at -10.85 this morning with the front Barges crack ended the day printing -11.00. The Cal 22 crack was valued at -11.

The Singapore FOGO ended the day trading at -62, with the Euro Fogo printing -91.5 on both front months, respectively.

	Rott GOFO	Sing GOFO	R FoGo	S FoGo	Rott Hi5
Sep21	204.05	176.55	-91.50	-62.00	113
Oct21	208.33	181.33	-92.53	-63.53	116
Nov21	209.26	183.39	-91.96	-64.09	117
Dec21	209.63	184.13	-91.59	-64.58	118
Jan22	210.46	184.64	-92.67	-65.59	118
Feb22	210.49	184.40	-93.69	-66.10	117
Q4-21	209.05	182.86	-92.00	-63.96	117
Q1-22	210.70	184.45	-93.82	-66.15	117
Q2-22	210.30	185.64	-95.17	-69.10	115
Q3-22	215.49	188.48	-100.36	-72.68	115
CAL22	216.20	186.63	-100.09	-70.49	116

FIS Fuel Oil Daily Evening Report

London +44 20 7090 1134 - info@freightinvestor.com | Singapore +65 6535 5189 - info@freightinvestor.asia | Shanghai +86 21 63012568

10 August 2021

TIME SPREADS FUEL

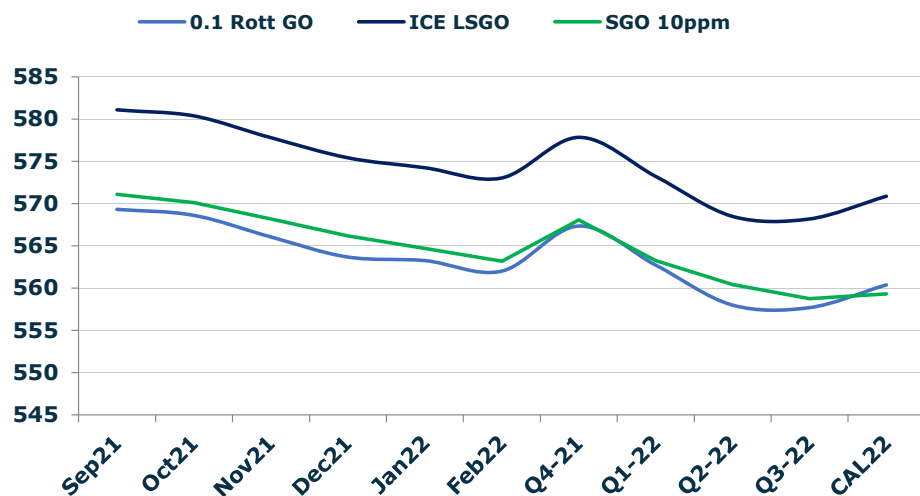
	Barges 3.5	S 380	Rott 0.5%	Sing 0.5%
Sep21/Oct21	5.00	5.75	1.75	2.50
Oct21/Nov21	3.50	4.00	2.00	2.50
Nov21/Dec21	2.75	2.75	2.00	2.50
Dec21/Jan22	2.00	2.00	2.25	2.50
Jan22/Feb22	1.25	1.25	2.25	2.00
Q4-21/Q1-22	6.25	6.40	6.42	7.00
Q1-22/Q2-22	4.33	4.00	6.08	5.75
Q2-22/Q3-22	5.50	4.50	5.50	5.25
CAL22/CAL23	13.50	13.50	9.6	9.40

GASOIL CURVES

	Rott 0.1	SGO 10ppm	ICE GO
Sep21	569.3	571.1	581.1
Oct21	568.6	570.1	580.4
Nov21	566.1	568.2	577.8
Dec21	563.7	566.2	575.4
Jan22	563.3	564.7	574.3
Feb22	562.0	563.2	573.0
Q4-21	567.4	568.1	577.9
Q1-22	562.8	563.2	573.3
Q2-22	558.0	560.4	568.5
Q3-22	557.7	558.8	568.2
CAL22	560.4	559.3	570.9

EW SPREAD

	EW380	EW0.5%
Sep21	17.50	19.50
Oct21	16.75	18.75
Nov21	16.25	18.25
Dec21	16.25	17.75
Jan22	16.25	17.50
Feb22	16.25	17.75
Q4-21	16.40	18.25
Q1-22	16.25	17.67
Q2-22	16.58	18.00
Q3-22	17.58	18.25
CAL22	18.00	18.04



Contact US:

Luke Longhurst

Email: lukel@freightinvestor.com

Mobile: (+44) 7966 968761

Ricky Forman

Email: rickyf@freightinvestor.com

Mobile: (+44) 7868 708719

Sam Twyford

Email: samt@freightinvestor.com

Mobile: (+44) 7729 118643

Jessie Deng

Email: jessied@freightinvestor.com

Mobile: (+86) 13524516743

Jarryd Smith

Email: jarryds@freightinvestor.com

Mobile: (+65) 8798 4987

The information provided in this communication is not intended for retail clients. It is general in nature only and does not constitute advice or an offer to sell, or the solicitation of an offer to purchase any swap or other financial instruments, nor constitute any recommendation on our part. The information has been prepared without considering your investment objectives, financial situation, or knowledge and experience. This material is not a research report and is not intended as such. FIS is not responsible for any trading decisions taken based on this communication. Trading swaps and over-the-counter derivatives, exchange-traded derivatives, and options involve substantial risk and are not suitable for all investors. You are advised to perform an independent investigation to determine whether a transaction is suitable for you. No part of this material may be copied or duplicated in any form by any means or redistributed without our prior written consent. Freight Investor Services Ltd (FIS) is authorised and regulated by the Financial Conduct Authority (FRN: 211452) and is a member of the National Futures Association ("NFA"). Freight Investor Services PTE Ltd ('FIS PTE') is a private limited company, incorporated and registered in Singapore with company number 200603922G, and has subsidiary offices in India and Shanghai. Freight Investor Solutions DMCC ('FIS DMCC') is a private limited company, incorporated and registered in Dubai with company number DMCC1225. Further information about FIS including the location of its offices can be found on our website at www.freightinvestorservices.com