

# FIS Fuel Oil Daily Evening Report

London +44 20 7090 1134 - info@freightinvestor.com | Singapore +65 6535 5189 - info@freightinvestor.asia | Shanghai +86 21 63012568

## 18 August 2021

### Oil and Energy Market News

Brent crude oil front month futures ended the day up 0.15% on Tuesday, printing \$69.14 at 1640BST. Highs in the day reached \$70.04 and lows touched \$68.73.

#### EIA week ending 8/13

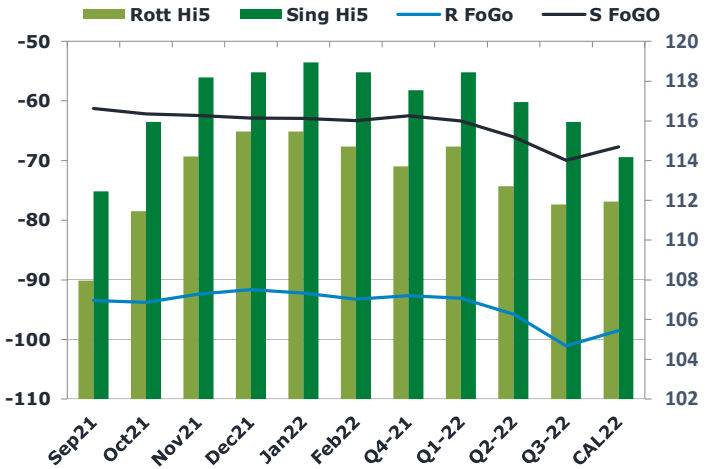
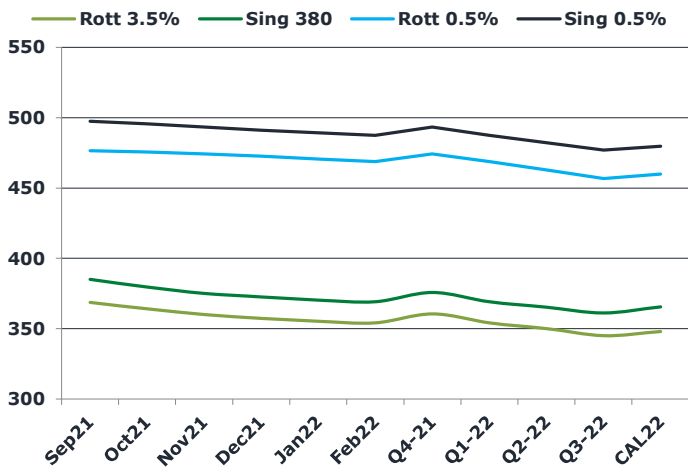
Crude oil: -3.2M  
 Gasoline: +0.7M  
 Distillates: -2.7M  
 Refiner utiliz: 92.2%  
 Impld mogas demand: 9.33 Mbpd

Crude oil prices climbed higher today after the Energy Information Administration reported an inventory draw of 3.2 million barrels for the week to August 13. This compared with a small draw of 400,000 barrels for the previous week and a slightly bigger draw of 1.1 million barrels reported for the week to August 13 by the American Petroleum Institute. (Oilprice.com)

### Brent

69.14

	Barges 3.5 %	Sing 380cst	Rott 0.5%	Sing 0.5%	Sing Hi5
Sep21	368.60	385.10	476.56	497.55	112
Oct21	364.10	379.60	475.56	495.55	116
Nov21	360.10	375.10	474.31	493.30	118
Dec21	357.35	372.60	472.81	491.05	118
Jan22	355.35	370.35	470.81	489.30	119
Feb22	354.10	369.10	468.81	487.55	118
Q4-21	360.50	375.75	474.20	493.30	118
Q1-22	354.10	369.10	468.81	487.55	118
Q2-22	350.10	365.35	462.81	482.30	117
Q3-22	345.02	361.10	456.81	477.05	116
CAL22	348.00	365.50	459.93	479.67	114



### Fuel Oil Market News

The front crack opened at -10.90 this morning with the front Barges crack ended the day printing -10.60. The Cal 22 crack was valued at -11.10.

The Singapore FOGO ended the day trading at -61.5, with the Euro Fogo printing -93.50 on both front months, respectively.

	Rott GOFO	Sing GOFO	R FoGo	S FoGO	Rott Hi5
Sep21	201.46	173.71	-93.50	-61.26	108
Oct21	205.25	178.09	-93.80	-62.14	111
Nov21	206.61	180.65	-92.40	-62.45	114
Dec21	207.08	181.29	-91.63	-62.84	115
Jan22	207.72	181.90	-92.26	-62.95	115
Feb22	207.95	181.74	-93.24	-63.29	115
Q4-21	206.35	180.02	-92.65	-62.47	114
Q1-22	207.81	181.81	-93.10	-63.36	115
Q2-22	208.50	183.03	-95.79	-66.08	113
Q3-22	212.88	185.89	-101.09	-69.94	112
CAL22	210.42	181.87	-98.49	-67.70	112

# FIS Fuel Oil Daily Evening Report

London +44 20 7090 1134 - info@freightinvestor.com | Singapore +65 6535 5189 - info@freightinvestor.asia | Shanghai +86 21 63012568

## 18 August 2021

### TIME SPREADS FUEL

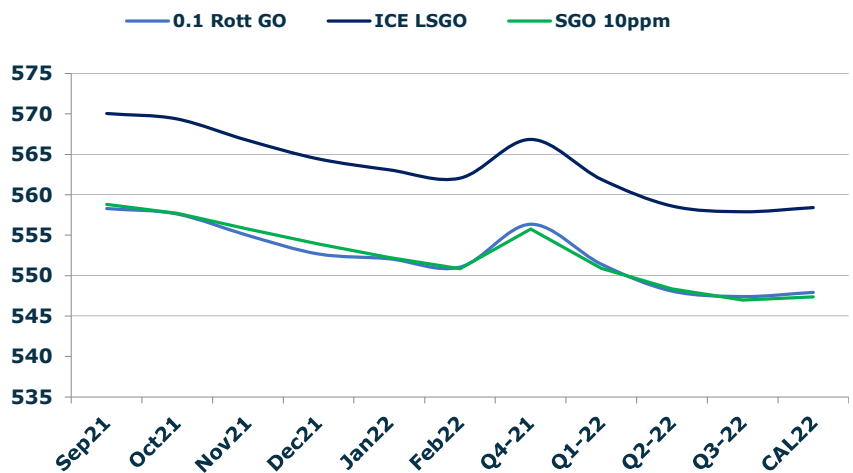
	Barges 3.5	S 380	Rott 0.5%	Sing 0.5%
Sep21/Oct21	4.50	5.50	1.00	2.00
Oct21/Nov21	4.00	4.50	1.25	2.25
Nov21/Dec21	2.75	2.50	1.50	2.25
Dec21/Jan22	2.00	2.25	2.00	1.75
Jan22/Feb22	1.25	1.25	2.00	1.75
Q4-21/Q1-22	6.40	6.65	5.39	5.75
Q1-22/Q2-22	4.00	3.75	6.00	5.25
Q2-22/Q3-22	5.08	4.25	6.00	5.25
CAL22/CAL23	13.50	13.50	5.4	7.42

### GASOIL CURVES

	Rott 0.1	SGO 10ppm	ICE GO
Sep21	558.3	558.8	570.1
Oct21	557.6	557.7	569.4
Nov21	555.0	555.8	566.7
Dec21	552.7	553.9	564.4
Jan22	552.1	552.3	563.1
Feb22	551.1	550.8	562.1
Q4-21	556.4	555.8	566.9
Q1-22	551.4	550.9	561.9
Q2-22	548.1	548.4	558.6
Q3-22	547.4	547.0	557.9
CAL22	547.9	547.4	558.4

### EW SPREAD

	EW380	EW0.5%
Sep21	16.50	20.99
Oct21	15.50	19.99
Nov21	15.00	18.99
Dec21	15.25	18.24
Jan22	15.00	18.49
Feb22	15.00	18.74
Q4-21	15.25	19.10
Q1-22	15.00	18.74
Q2-22	15.25	19.49
Q3-22	16.08	20.24
CAL22	17.50	19.74



### Contact US:

#### Luke Longhurst

Email: lukel@freightinvestor.com

Mobile: (+44) 7966 968761

#### Ricky Forman

Email: rickyf@freightinvestor.com

Mobile: (+44) 7868 708719

#### Sam Twyford

Email: samt@freightinvestor.com

Mobile: (+44) 7729 118643

#### Jessie Deng

Email: jessied@freightinvestor.com

Mobile: (+86) 13524516743

#### Jarryd Smith

Email: jarryds@freightinvestor.com

Mobile: (+65) 8798 4987

The information provided in this communication is not intended for retail clients. It is general in nature only and does not constitute advice or an offer to sell, or the solicitation of an offer to purchase any swap or other financial instruments, nor constitute any recommendation on our part. The information has been prepared without considering your investment objectives, financial situation, or knowledge and experience. This material is not a research report and is not intended as such. FIS is not responsible for any trading decisions taken based on this communication. Trading swaps and over-the-counter derivatives, exchange-traded derivatives, and options involve substantial risk and are not suitable for all investors. You are advised to perform an independent investigation to determine whether a transaction is suitable for you. No part of this material may be copied or duplicated in any form by any means or redistributed without our prior written consent. Freight Investor Services Ltd (FIS) is authorised and regulated by the Financial Conduct Authority (FRN: 211452) and is a member of the National Futures Association ("NFA"). Freight Investor Services PTE Ltd ('FIS PTE') is a private limited company, incorporated and registered in Singapore with company number 200603922G, and has subsidiary offices in India and Shanghai. Freight Investor Solutions DMCC ('FIS DMCC') is a private limited company, incorporated and registered in Dubai with company number DMCC1225. Further information about FIS including the location of its offices can be found on our website at [www.freightinvestorservices.com](http://www.freightinvestorservices.com)