

# FIS Fuel Oil Daily Evening Report

London +44 20 7090 1134 - info@freightinvestor.com | Singapore +65 6535 5189 - info@freightinvestor.asia | Shanghai +86 21 63012568

## 19 August 2021

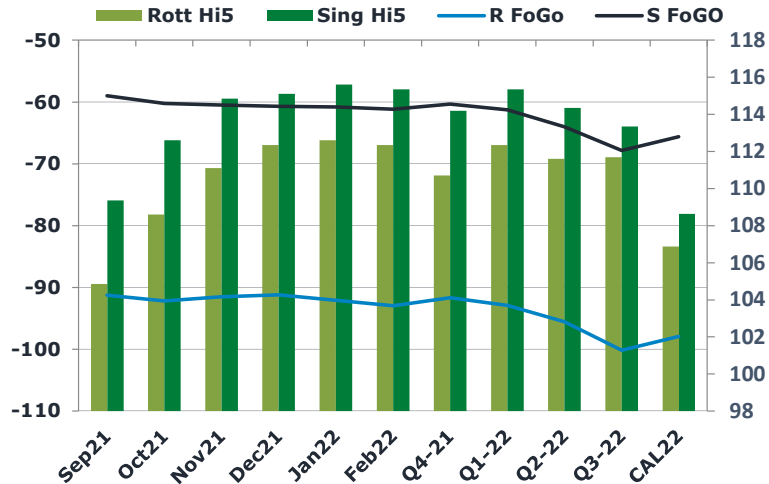
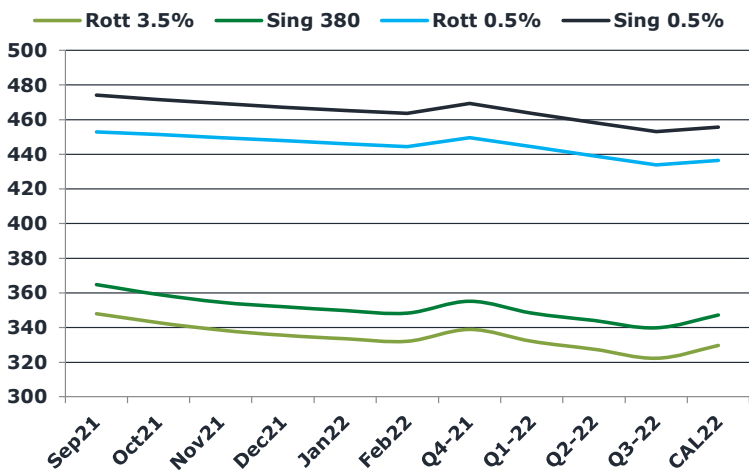
### Oil and Energy Market News

Oil prices slumped to a three-month low today with concerns about a recovery in demand stoked by increasing coronavirus infections while the commodity was weighed by a climb in the US dollar's value against major currencies.

The greenback has been gaining since minutes from the Federal Reserve's July meeting released on Wednesday suggested the central bank is on course this year to start reducing stimulus measures put in place to help the economy mend from the COVID-induced recession.

### Brent 65.76

	Barges 3.5 %	Sing 380cst	Rott 0.5%	Sing 0.5%	Sing Hi5
Sep21	348.00	364.75	452.85	474.10	109
Oct21	342.75	359.00	451.35	471.60	113
Nov21	338.50	354.50	449.60	469.35	115
Dec21	335.50	352.00	447.85	467.10	115
Jan22	333.50	349.75	446.10	465.35	116
Feb22	332.00	348.25	444.35	463.60	115
Q4-21	338.90	355.15	449.60	469.35	114
Q1-22	332.00	348.25	444.35	463.60	115
Q2-22	327.50	344.00	439.10	458.35	114
Q3-22	322.17	339.75	433.85	453.10	113
CAL22	329.60	347.10	436.48	455.73	109



### Fuel Oil Market News

Front Crack opened, -10.55 and traded strong to -10.1 as the market come off during the day, we saw it settle on the close at -10.30

Front spreads got stronger in the HSFO, we saw some buying action in the flat price throughout the day as brent come off.

Full month spreads widened as the market come off as well with over half the month priced in now

	Rott GOFO	Sing GOFO	R FoGo	S FoGo	Rott Hi5
Sep21	196.10	168.35	-91.25	-59.00	105
Oct21	200.77	172.84	-92.17	-60.23	109
Nov21	202.63	175.32	-91.52	-60.47	111
Dec21	203.59	175.81	-91.24	-60.71	112
Jan22	204.66	176.42	-92.06	-60.82	113
Feb22	205.30	176.51	-92.95	-61.16	112
Q4-21	202.35	174.55	-91.65	-60.35	111
Q1-22	205.25	176.61	-92.90	-61.26	112
Q2-22	207.15	178.37	-95.55	-64.02	112
Q3-22	211.87	181.23	-100.19	-67.88	112
CAL22	204.81	174.26	-97.94	-65.63	107

## 19 August 2021

### TIME SPREADS FUEL

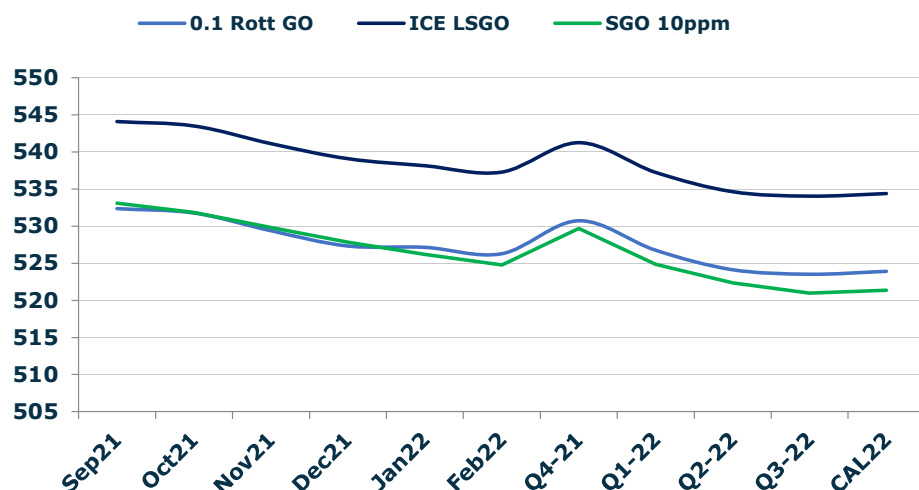
	Barges 3.5	S 380	Rott 0.5%	Sing 0.5%
Sep21/Oct21	5.25	5.75	1.50	2.50
Oct21/Nov21	4.25	4.50	1.75	2.25
Nov21/Dec21	3.00	2.50	1.75	2.25
Dec21/Jan22	2.00	2.25	1.75	1.75
Jan22/Feb22	1.50	1.50	1.75	1.75
Q4-21/Q1-22	6.90	6.90	5.25	5.75
Q1-22/Q2-22	4.50	4.25	5.25	5.25
Q2-22/Q3-22	5.33	4.25	5.25	5.25
CAL22/CAL23	13.50	13.50	0.4	1.88

### GASOIL CURVES

	Rott 0.1	SGO 10ppm	ICE GO
Sep21	532.4	533.1	544.1
Oct21	531.8	531.8	543.5
Nov21	529.4	529.8	541.1
Dec21	527.3	527.8	539.1
Jan22	527.2	526.2	538.2
Feb22	526.3	524.8	537.3
Q4-21	530.8	529.7	541.3
Q1-22	526.8	524.9	537.3
Q2-22	524.1	522.4	534.6
Q3-22	523.5	521.0	534.0
CAL22	523.9	521.4	534.4

### EW SPREAD

	EW380	EW0.5%
Sep21	16.75	21.25
Oct21	16.25	20.25
Nov21	16.00	19.75
Dec21	16.50	19.25
Jan22	16.25	19.25
Feb22	16.25	19.25
Q4-21	16.25	19.75
Q1-22	16.25	19.25
Q2-22	16.50	19.25
Q3-22	17.58	19.25
CAL22	17.50	19.25



### Contact US:

#### Luke Longhurst

Email: lukel@freightinvestor.com

Mobile: (+44) 7966 968761

#### Ricky Forman

Email: rickyf@freightinvestor.com

Mobile: (+44) 7868 708719

#### Sam Twyford

Email: samt@freightinvestor.com

Mobile: (+44) 7729 118643

#### Jessie Deng

Email: jessied@freightinvestor.com

Mobile: (+86) 13524516743

#### Jarryd Smith

Email: jarryds@freightinvestor.com

Mobile: (+65) 8798 4987

The information provided in this communication is not intended for retail clients. It is general in nature only and does not constitute advice or an offer to sell, or the solicitation of an offer to purchase any swap or other financial instruments, nor constitute any recommendation on our part. The information has been prepared without considering your investment objectives, financial situation, or knowledge and experience. This material is not a research report and is not intended as such. FIS is not responsible for any trading decisions taken based on this communication. Trading swaps and over-the-counter derivatives, exchange-traded derivatives, and options involve substantial risk and are not suitable for all investors. You are advised to perform an independent investigation to determine whether a transaction is suitable for you. No part of this material may be copied or duplicated in any form by any means or redistributed without our prior written consent. Freight Investor Services Ltd (FIS) is authorised and regulated by the Financial Conduct Authority (FRN: 211452) and is a member of the National Futures Association ("NFA"). Freight Investor Services PTE Ltd ('FIS PTE') is a private limited company, incorporated and registered in Singapore with company number 200603922G, and has subsidiary offices in India and Shanghai. Freight Investor Solutions DMCC ('FIS DMCC') is a private limited company, incorporated and registered in Dubai with company number DMCC1225. Further information about FIS including the location of its offices can be found on our website at [www.freightinvestorservices.com](http://www.freightinvestorservices.com)