

FIS Fuel Oil Daily Evening Report

London +44 20 7090 1134 - info@freightinvestor.com | Singapore +65 6535 5189 - info@freightinvestor.asia | Shanghai +86 21 63012568

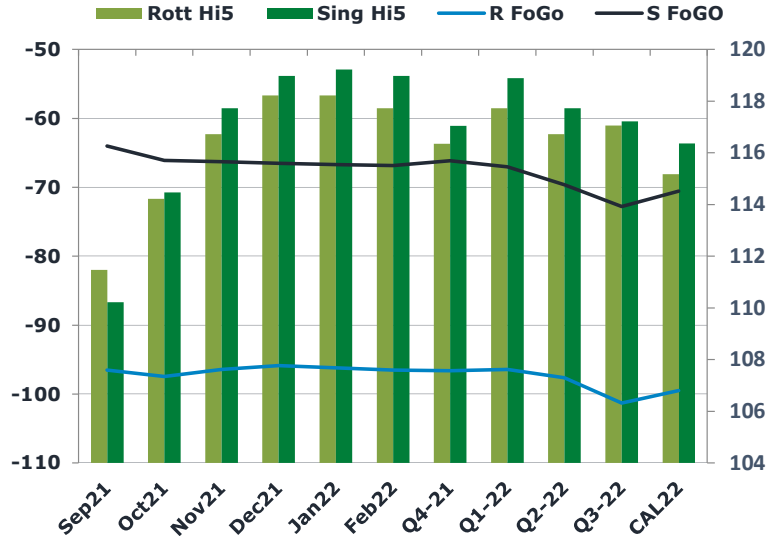
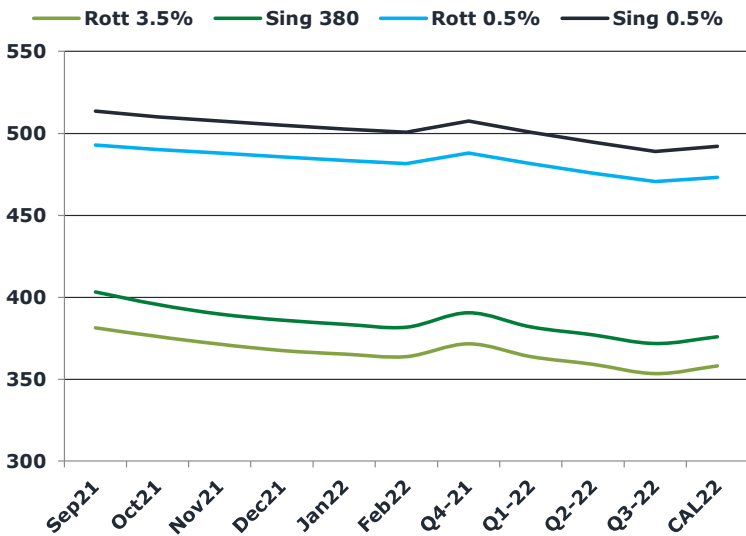
25 August 2021

Oil and Energy Market News

Brent crude oil front month futures ended the day up 0.8% on Wednesday, printing \$71.63 at 1630BST. Highs in the day reached \$71.88 and lows touched \$70.50.

Brent 71.63

	Barges 3.5 %	Sing 380cst	Rott 0.5%	Sing 0.5%	Sing Hi5
Sep21	381.30	403.30	492.77	513.52	110
Oct21	376.05	395.55	490.27	510.02	114
Nov21	371.30	389.80	488.02	507.52	118
Dec21	367.55	386.05	485.77	505.02	119
Jan22	365.30	383.55	483.52	502.77	119
Feb22	363.80	381.80	481.52	500.77	119
Q4-21	371.65	390.45	488.00	507.50	117
Q1-22	363.80	381.88	481.52	500.77	119
Q2-22	359.05	377.05	475.77	494.77	118
Q3-22	353.47	371.80	470.52	489.02	117
CAL22	358.10	375.85	473.27	492.21	116



Fuel Oil Market News

The front crack opened at -10.85 this morning with the front Barges crack ended the day printing -10.45. The Cal 22 crack was valued at -11.25.

The Singapore FOGO ended the day trading at -64, with the Euro Fogo printing -96.5 on both front months, respectively.

	Rott GOFO	Sing GOFO	R FoGo	S FoGo	Rott Hi5
Sep21	207.97	174.22	-96.50	-64.00	111
Oct21	211.66	180.56	-97.44	-66.08	114
Nov21	213.16	184.00	-96.44	-66.28	117
Dec21	214.11	185.51	-95.89	-66.54	118
Jan22	214.43	185.93	-96.20	-66.70	118
Feb22	214.23	185.81	-96.50	-66.84	118
Q4-21	212.95	183.20	-96.60	-66.15	116
Q1-22	214.15	185.90	-96.43	-67.02	118
Q2-22	214.34	187.36	-97.62	-69.64	117
Q3-22	218.39	190.03	-101.33	-72.81	117
CAL22	214.67	186.91	-99.50	-70.55	115



Fuel Oil Daily Evening Report

London +44 20 7090 1134 - info@freightinvestor.com | Singapore +65 6535 5189 - info@freightinvestor.asia | Shanghai +86 21 63012568

25 August 2021

TIME SPREADS FUEL

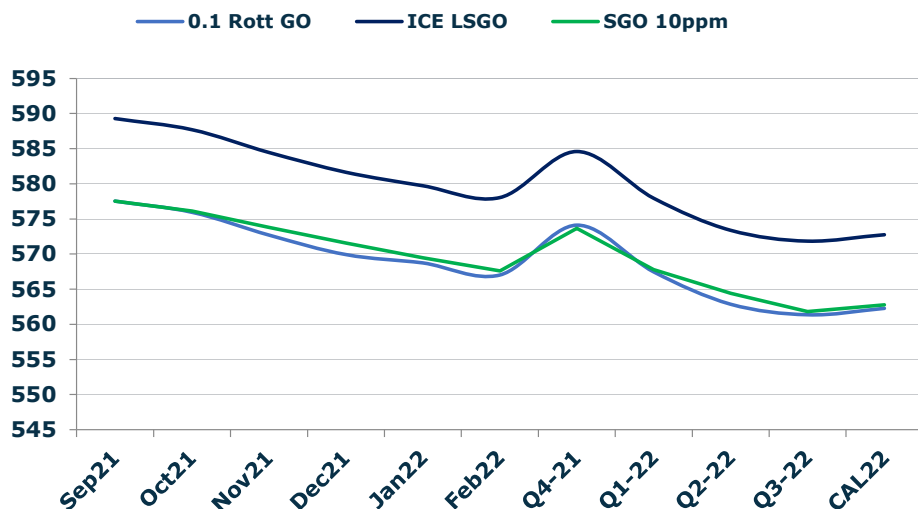
	Barges 3.5	S 380	Rott 0.5%	Sing 0.5%
Sep21/Oct21	5.25	7.75	2.50	3.50
Oct21/Nov21	4.75	5.75	2.25	2.50
Nov21/Dec21	3.75	3.75	2.25	2.50
Dec21/Jan22	2.25	2.50	2.25	2.25
Jan22/Feb22	1.50	1.75	2.00	2.00
Q4-21/Q1-22	7.85	8.57	6.48	6.73
Q1-22/Q2-22	4.75	4.83	5.75	6.00
Q2-22/Q3-22	5.58	5.25	5.25	5.75
CAL22/CAL23	13.50	13.50	8.7	11.36

GASOIL CURVES

	Rott 0.1	SGO 10ppm	ICE GO
Sep21	577.5	577.5	589.3
Oct21	576.0	576.1	587.7
Nov21	572.7	573.8	584.5
Dec21	569.9	571.6	581.7
Jan22	568.7	569.5	579.7
Feb22	567.0	567.6	578.0
Q4-21	574.1	573.7	584.6
Q1-22	567.5	567.8	578.0
Q2-22	562.9	564.4	573.4
Q3-22	561.4	561.8	571.9
CAL22	562.3	562.8	572.8

EW SPREAD

	EW380	EW0.5%
Sep21	22.00	20.75
Oct21	19.50	19.75
Nov21	18.50	19.50
Dec21	18.50	19.25
Jan22	18.25	19.25
Feb22	18.00	19.25
Q4-21	18.80	19.50
Q1-22	18.08	19.25
Q2-22	18.00	19.00
Q3-22	18.33	18.50
CAL22	17.75	18.94



Contact US:

Luke Longhurst
 Email: lukel@freightinvestor.com
 Mobile: (+44) 7966 968761

Ricky Forman
 Email: rickyf@freightinvestor.com
 Mobile: (+44) 7868 708719

Sam Twyford
 Email: samt@freightinvestor.com
 Mobile: (+44) 7729 118643

Jessie Deng
 Email: jessied@freightinvestor.com
 Mobile: (+86) 13524516743

Jarryd Smith
 Email: jarryds@freightinvestor.com
 Mobile: (+65) 8798 4987

The information provided in this communication is not intended for retail clients. It is general in nature only and does not constitute advice or an offer to sell, or the solicitation of an offer to purchase any swap or other financial instruments, nor constitute any recommendation on our part. The information has been prepared without considering your investment objectives, financial situation, or knowledge and experience. This material is not a research report and is not intended as such. FIS is not responsible for any trading decisions taken based on this communication. Trading swaps and over-the-counter derivatives, exchange-traded derivatives, and options involve substantial risk and are not suitable for all investors. You are advised to perform an independent investigation to determine whether a transaction is suitable for you. No part of this material may be copied or duplicated in any form by any means or redistributed without our prior written consent. Freight Investor Services Ltd (FIS) is authorised and regulated by the Financial Conduct Authority (FRN: 211452) and is a member of the National Futures Association ("NFA"). Freight Investor Services PTE Ltd ("FIS PTE") is a private limited company, incorporated and registered in Singapore with company number 200603922G, and has subsidiary offices in India and Shanghai. Freight Investor Solutions DMCC ("FIS DMCC") is a private limited company, incorporated and registered in Dubai with company number DMCC1225. Further information about FIS including the location of its offices can be found on our website at www.freightinvestorservices.com