

# FIS Fuel Oil Daily Evening Report

London +44 20 7090 1134 - info@freightinvestor.com | Singapore +65 6535 5189 - info@freightinvestor.asia | Shanghai +86 21 63012568

## 31 August 2021

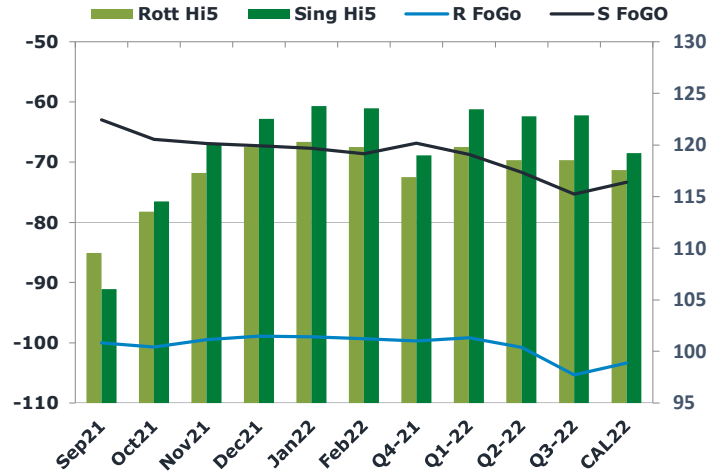
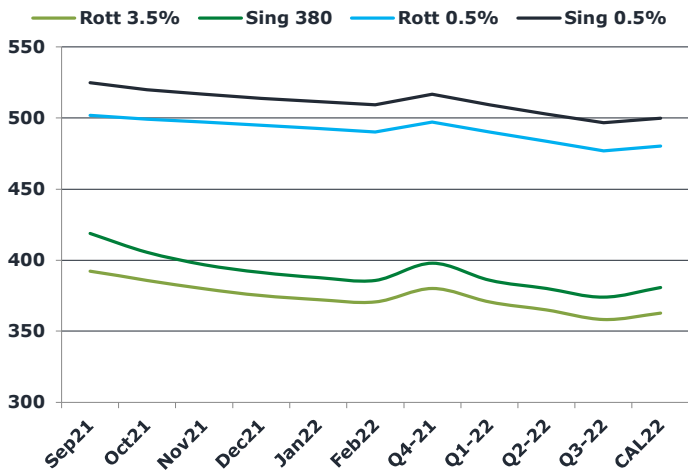
### Oil and Energy Market News

Brent crude oil front month futures ended the day down 0.5% on Tuesday, printing \$73.07 at 1630BST. Highs in the day reached \$73.52 and lows touched \$72.62.

### Brent

**73.07**

	Barges 3.5 %	Sing 380cst	Rott 0.5%	Sing 0.5%	Sing Hi5
Sep21	392.25	418.75	501.78	524.78	106
Oct21	385.75	405.50	499.28	520.03	115
Nov21	379.75	396.75	497.03	516.78	120
Dec21	375.00	391.25	494.78	513.78	123
Jan22	372.25	387.75	492.53	511.53	124
Feb22	370.50	385.75	490.28	509.28	124
Q4-21	380.15	397.85	497.05	516.85	119
Q1-22	370.50	385.83	490.28	509.28	123
Q2-22	365.00	380.00	483.53	502.78	123
Q3-22	358.25	373.92	476.78	496.78	123
CAL22	362.70	380.70	480.28	499.91	119



### Fuel Oil Market News

The front crack opened at -10.00 this morning with the front Barges crack ended the day printing -10.25. The Cal 22 crack was valued at -10.75.

The Singapore FOGO ended the day trading at -63, with the Euro Fogo printing -100 on both front months, respectively.

	Rott GOFO	Sing GOFO	R FoGo	S FoGO	Rott Hi5
Sep21	209.53	169.03	-100.00	-63.00	110
Oct21	214.25	180.72	-100.72	-66.19	114
Nov21	216.79	186.94	-99.51	-66.90	117
Dec21	218.66	189.83	-98.88	-67.30	120
Jan22	219.31	191.47	-99.02	-67.68	120
Feb22	219.10	192.13	-99.32	-68.59	120
Q4-21	216.60	185.86	-99.70	-66.86	117
Q1-22	218.97	192.19	-99.18	-68.74	120
Q2-22	219.31	194.50	-100.78	-71.71	119
Q3-22	223.84	198.15	-105.31	-75.28	119
CAL22	220.96	192.54	-103.38	-73.33	118

# FIS Fuel Oil Daily Evening Report

London +44 20 7090 1134 - info@freightinvestor.com | Singapore +65 6535 5189 - info@freightinvestor.asia | Shanghai +86 21 63012568

## 31 August 2021

### TIME SPREADS FUEL

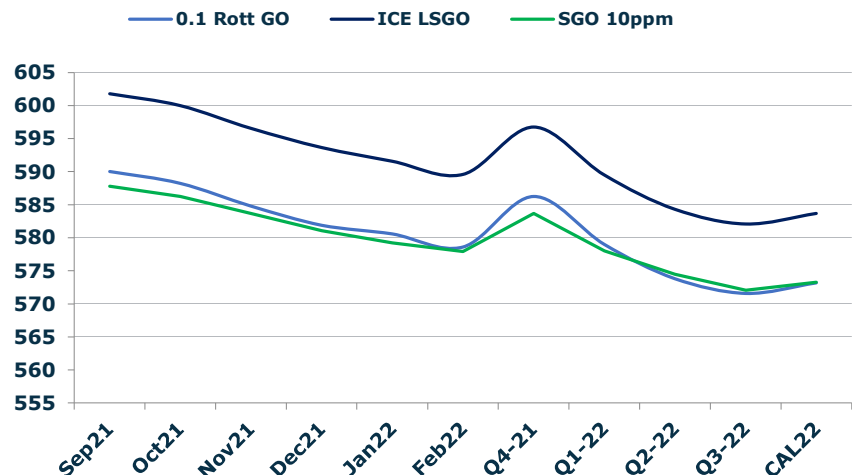
	Barges 3.5	S 380	Rott 0.5%	Sing 0.5%
Sep21/Oct21	6.50	13.25	2.50	4.75
Oct21/Nov21	6.00	8.75	2.25	3.25
Nov21/Dec21	4.75	5.50	2.25	3.00
Dec21/Jan22	2.75	3.50	2.25	2.25
Jan22/Feb22	1.75	2.00	2.25	2.25
Q4-21/Q1-22	9.65	12.02	6.77	7.57
Q1-22/Q2-22	5.50	5.83	6.75	6.50
Q2-22/Q3-22	6.75	6.08	6.75	6.00
CAL22/CAL23	13.50	13.50	11.1	14.21

### GASOIL CURVES

	Rott 0.1	SGO 10ppm	ICE GO
Sep21	590.0	587.8	601.8
Oct21	588.3	586.2	600.0
Nov21	584.8	583.7	596.5
Dec21	581.9	581.1	593.7
Jan22	580.6	579.2	591.6
Feb22	578.6	577.9	589.6
Q4-21	586.3	583.7	596.8
Q1-22	579.0	578.0	589.5
Q2-22	573.8	574.5	584.3
Q3-22	571.6	572.1	582.1
CAL22	573.2	573.2	583.7

### EW SPREAD

	EW380	EW0.5%
Sep21	26.50	23.00
Oct21	19.75	20.75
Nov21	17.00	19.75
Dec21	16.25	19.00
Jan22	15.50	19.00
Feb22	15.25	19.00
Q4-21	17.70	19.80
Q1-22	15.33	19.00
Q2-22	15.00	19.25
Q3-22	15.67	20.00
CAL22	18.00	19.63



### Contact US:

**Luke Longhurst**

Email: lukel@freightinvestor.com

Mobile: (+44) 7966 968761

**Ricky Forman**

Email: rickyf@freightinvestor.com

Mobile: (+44) 7868 708719

**Sam Twyford**

Email: samt@freightinvestor.com

Mobile: (+44) 7729 118643

**Jessie Deng**

Email: jessied@freightinvestor.com

Mobile: (+86) 13524516743

**Jarryd Smith**

Email: jarryds@freightinvestor.com

Mobile: (+65) 8798 4987

The information provided in this communication is not intended for retail clients. It is general in nature only and does not constitute advice or an offer to sell, or the solicitation of an offer to purchase any swap or other financial instruments, nor constitute any recommendation on our part. The information has been prepared without considering your investment objectives, financial situation, or knowledge and experience. This material is not a research report and is not intended as such. FIS is not responsible for any trading decisions taken based on this communication. Trading swaps and over-the-counter derivatives, exchange-traded derivatives, and options involve substantial risk and are not suitable for all investors. You are advised to perform an independent investigation to determine whether a transaction is suitable for you. No part of this material may be copied or duplicated in any form by any means or redistributed without our prior written consent. Freight Investor Services Ltd (FIS) is authorised and regulated by the Financial Conduct Authority (FRN: 211452) and is a member of the National Futures Association ("NFA"). Freight Investor Services PTE Ltd ('FIS PTE') is a private limited company, incorporated and registered in Singapore with company number 200603922G, and has subsidiary offices in India and Shanghai. Freight Investor Solutions DMCC ('FIS DMCC') is a private limited company, incorporated and registered in Dubai with company number DMCC1225. Further information about FIS including the location of its offices can be found on our website at [www.freightinvestorservices.com](http://www.freightinvestorservices.com)