

FIS Fuel Oil Daily Evening Report

London +44 20 7090 1134 - info@freightinvestor.com | Singapore +65 6535 5189 - info@freightinvestor.asia | Shanghai +86 21 63012568

01 September 2021

Oil and Energy Market News

Brent crude oil front month futures ended the day down 1% on Wednesday, printing \$70.89 at 1630BST. Highs in the day reached \$72.38 and lows touched \$70.42.

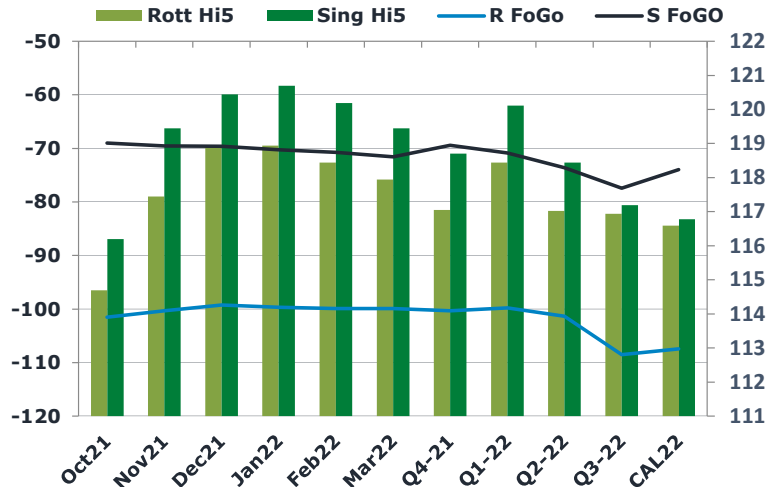
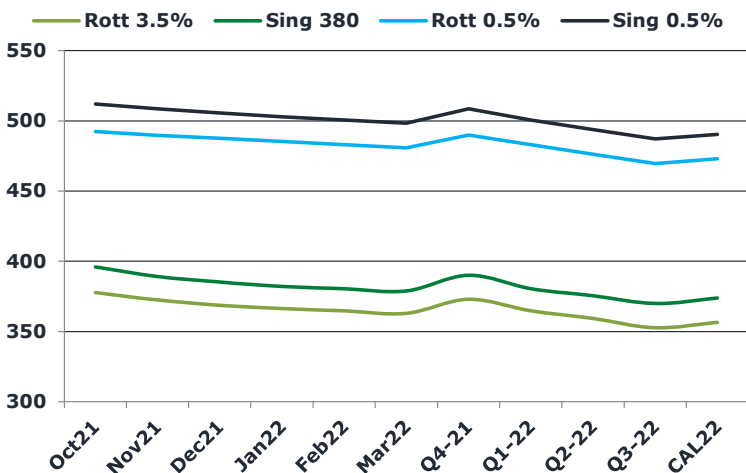
EIA week ending 8/27

Crude oil: -7.2M
 Gasoline: +1.3M
 Distillates: -1.7M
 Refiner utilz: 91.3%
 Impld mogas demand: 9.57Mbpd

Brent

70.89

	Barges 3.5 %	Sing 380cst	Rott 0.5%	Sing 0.5%	Sing Hi5
Oct21	377.60	395.85	492.29	512.04	116
Nov21	372.35	389.10	489.79	508.54	119
Dec21	368.60	385.10	487.54	505.54	120
Jan22	366.35	382.10	485.29	502.79	121
Feb22	364.60	380.35	483.04	500.54	120
Mar22	362.85	378.85	480.79	498.29	119
Q4-21	372.85	390.00	489.90	508.70	119
Q1-22	364.60	380.43	483.04	500.54	120
Q2-22	359.27	375.35	476.29	493.79	118
Q3-22	352.60	369.85	469.54	487.04	117
CAL22	356.45	373.70	473.04	490.48	117



Fuel Oil Market News

The front crack opened at -10.60 this morning with the front Barges crack ended the day printing -10.75. The Cal 22 crack was valued at -10.75.

The Singapore FOGO ended the day trading at -69, with the Euro Fogo printing -101.5 on both front months, respectively.

	Rott GOFO	Sing GOFO	R FoGo	S FoGo	Rott Hi5
Oct21	216.19	185.19	-101.50	-69.00	115
Nov21	217.78	188.96	-100.33	-69.52	117
Dec21	218.24	190.06	-99.29	-69.61	119
Jan22	218.60	190.97	-99.66	-70.28	119
Feb22	218.33	190.93	-99.88	-70.74	118
Mar22	217.83	191.02	-99.89	-71.57	118
Q4-21	217.40	188.12	-100.35	-69.42	117
Q1-22	218.25	190.97	-99.81	-70.86	118
Q2-22	218.39	192.03	-101.36	-73.59	117
Q3-22	225.48	194.65	-108.53	-77.46	117
CAL22	224.02	190.77	-107.43	-73.99	117



Fuel Oil Daily Evening Report

London +44 20 7090 1134 - info@freightinvestor.com | Singapore +65 6535 5189 - info@freightinvestor.asia | Shanghai +86 21 63012568

01 September 2021

TIME SPREADS FUEL

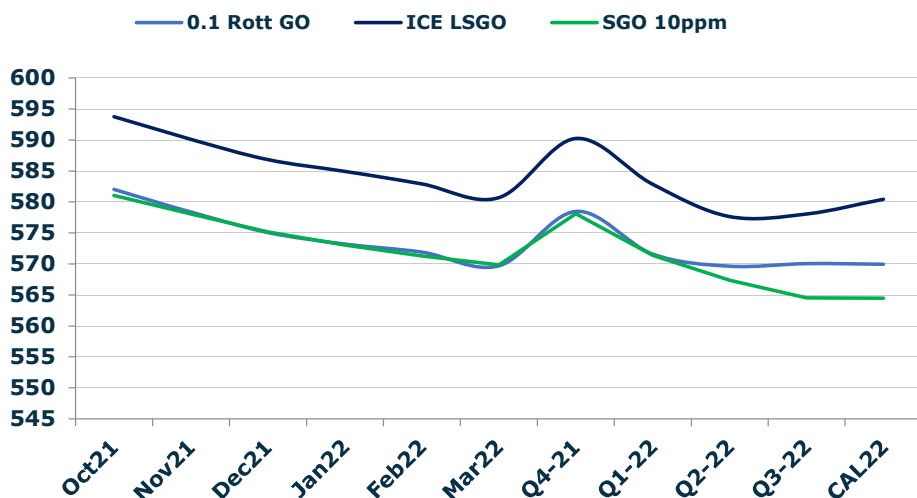
	Barges 3.5	S 380	Rott 0.5%	Sing 0.5%
Oct21/Nov21	5.25	6.75	2.50	3.50
Nov21/Dec21	3.75	4.00	2.25	3.00
Dec21/Jan22	2.25	3.00	2.25	2.75
Jan22/Feb22	1.75	1.75	2.25	2.25
Feb22/Mar22	1.75	1.50	2.25	2.25
Q4-21/Q1-22	8.25	9.57	6.86	8.16
Q1-22/Q2-22	5.33	5.08	6.75	6.75
Q2-22/Q3-22	6.67	5.50	6.75	6.75
CAL22/CAL23	13.50	13.50	10.1	11.78

GASOIL CURVES

	Rott 0.1	SGO 10ppm	ICE GO
Oct21	582.0	581.0	593.8
Nov21	578.4	578.1	590.1
Dec21	575.1	575.2	586.8
Jan22	573.2	573.1	585.0
Feb22	571.9	571.3	582.9
Mar22	569.7	569.9	580.7
Q4-21	578.5	578.1	590.3
Q1-22	571.6	571.4	582.9
Q2-22	569.7	567.4	577.7
Q3-22	570.1	564.5	578.1
CAL22	570.0	564.5	580.5

EW SPREAD

	EW380	EW0.5%
Oct21	18.25	19.75
Nov21	16.75	18.75
Dec21	16.50	18.00
Jan22	15.75	17.50
Feb22	15.75	17.50
Mar22	16.00	17.50
Q4-21	17.15	18.80
Q1-22	15.83	17.50
Q2-22	16.08	17.50
Q3-22	17.25	17.50
CAL22	17.25	17.44



Contact US:

Luke Longhurst

Email: lukel@freightinvestor.com

Mobile: (+44) 7966 968761

Ricky Forman

Email: rickyf@freightinvestor.com

Mobile: (+44) 7868 708719

Sam Twyford

Email: samt@freightinvestor.com

Mobile: (+44) 7729 118643

Jessie Deng

Email: jessied@freightinvestor.com

Mobile: (+86) 13524516743

Jarryd Smith

Email: jarryds@freightinvestor.com

Mobile: (+65) 8798 4987

The information provided in this communication is not intended for retail clients. It is general in nature only and does not constitute advice or an offer to sell, or the solicitation of an offer to purchase any swap or other financial instruments, nor constitute any recommendation on our part. The information has been prepared without considering your investment objectives, financial situation, or knowledge and experience. This material is not a research report and is not intended as such. FIS is not responsible for any trading decisions taken based on this communication. Trading swaps and over-the-counter derivatives, exchange-traded derivatives, and options involve substantial risk and are not suitable for all investors. You are advised to perform an independent investigation to determine whether a transaction is suitable for you. No part of this material may be copied or duplicated in any form by any means or redistributed without our prior written consent. Freight Investor Services Ltd (FIS) is authorised and regulated by the Financial Conduct Authority (FRN: 211452) and is a member of the National Futures Association ("NFA"). Freight Investor Services PTE Ltd ('FIS PTE') is a private limited company, incorporated and registered in Singapore with company number 200603922G, and has subsidiary offices in India and Shanghai. Freight Investor Solutions DMCC ('FIS DMCC') is a private limited company, incorporated and registered in Dubai with company number DMCC1225. Further information about FIS including the location of its offices can be found on our website at www.freightinvestorservices.com