



Fuel Oil Daily Evening Report

London +44 20 7090 1134 - info@freightinvestor.com | Singapore +65 6535 5189 - info@freightinvestor.asia | Shanghai +86 21 63012568

07 September 2021

Oil and Energy Market News

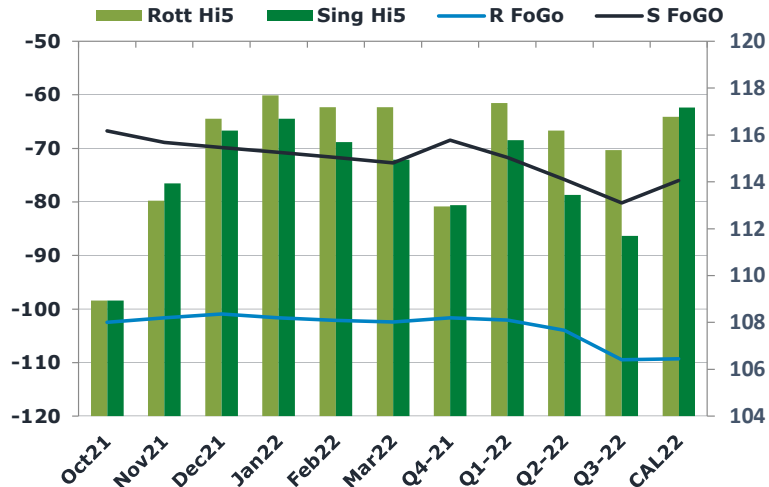
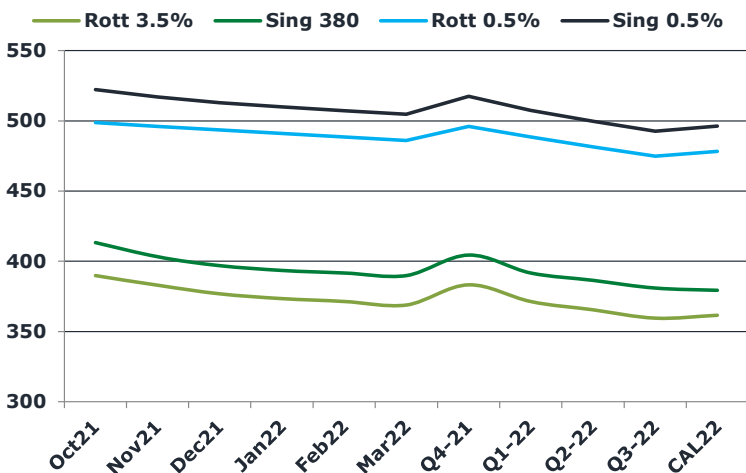
Brent crude oil front month futures ended the day down 0.4% on Tuesday, printing \$71.89 at 1645BST. Highs in the day reached \$72.81 and lows touched \$71.10.

Saudi Aramco on Sunday cut October official selling prices (OSPs) for all its crude grades sold to Asia by at least \$1 a barrel. The deep price cuts, a sign that consumption in the world's top-importing region remains tepid, come as lockdowns across Asia to combat the Delta variant of the coronavirus have clouded the economic outlook (Reuters)

Brent

71.89

	Barges 3.5 %	Sing 380cst	Rott 0.5%	Sing 0.5%	Sing Hi5
Oct21	389.85	413.35	498.79	522.29	109
Nov21	382.85	403.10	496.04	517.04	114
Dec21	376.85	396.85	493.54	513.04	116
Jan22	373.35	393.35	491.04	510.04	117
Feb22	371.35	391.60	488.54	507.29	116
Mar22	368.85	389.85	486.04	504.79	115
Q4-21	383.20	404.45	496.15	517.45	113
Q1-22	371.18	391.60	488.54	507.38	116
Q2-22	365.35	386.35	481.54	499.79	113
Q3-22	359.43	380.85	474.79	492.54	112
CAL22	361.45	379.20	478.23	496.38	117



Fuel Oil Market News

The front crack opened at -10.55 this morning with the front Barges crack ended the day printing -9.85. The Cal 22 crack was valued at -11.

The Singapore FOGO ended the day trading at -66.75, with the Euro Fogo printing -102.5 on both front months, respectively.

	Rott GOFO	Sing GOFO	R FoGo	S FoGo	Rott Hi5
Oct21	211.44	175.69	-102.50	-66.75	109
Nov21	214.82	182.81	-101.63	-68.87	113
Dec21	217.66	186.01	-100.96	-69.82	117
Jan22	219.35	187.42	-101.66	-70.73	118
Feb22	219.33	187.38	-102.13	-71.69	117
Mar22	219.58	187.64	-102.39	-72.70	117
Q4-21	214.60	181.49	-101.65	-68.49	113
Q1-22	219.42	187.48	-102.06	-71.71	117
Q2-22	220.18	189.23	-103.99	-75.79	116
Q3-22	224.84	191.88	-109.48	-80.18	115
CAL22	226.04	193.15	-109.26	-75.98	117

07 September 2021

TIME SPREADS FUEL

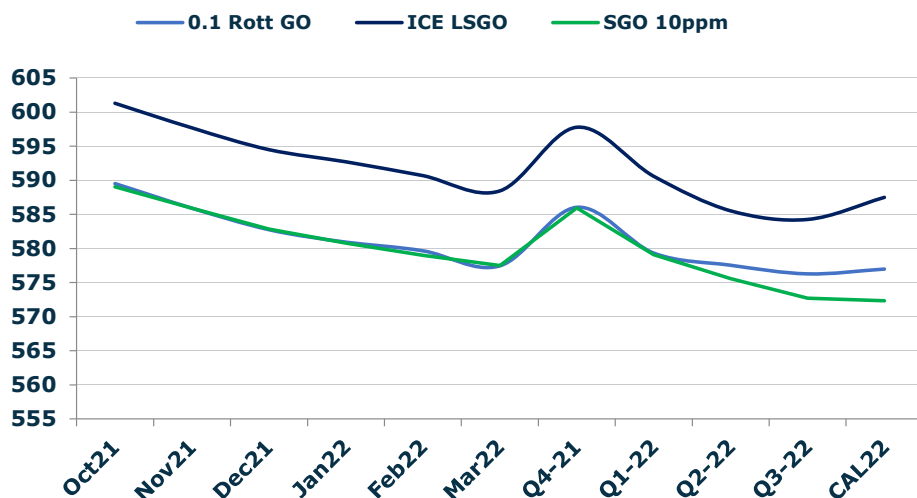
	Barges 3.5	S 380	Rott 0.5%	Sing 0.5%
Oct21/Nov21	7.00	10.25	2.75	5.25
Nov21/Dec21	6.00	6.25	2.50	4.00
Dec21/Jan22	3.50	3.50	2.50	3.00
Jan22/Feb22	2.00	1.75	2.50	2.75
Feb22/Mar22	2.50	1.75	2.50	2.50
Q4-21/Q1-22	12.02	12.85	7.61	10.08
Q1-22/Q2-22	5.83	5.25	7.00	7.58
Q2-22/Q3-22	5.92	5.50	6.75	7.25
CAL22/CAL23	13.50	13.50	10.3	12.18

GASOIL CURVES

	Rott 0.1	SGO 10ppm	ICE GO
Oct21	589.5	589.0	601.3
Nov21	585.9	585.9	597.7
Dec21	582.8	582.9	594.5
Jan22	581.0	580.8	592.7
Feb22	579.7	579.0	590.7
Mar22	577.4	577.5	588.4
Q4-21	586.1	585.9	597.8
Q1-22	579.4	579.1	590.6
Q2-22	577.5	575.6	585.5
Q3-22	576.3	572.7	584.3
CAL22	577.0	572.4	587.5

EW SPREAD

	EW380	EW0.5%
Oct21	23.50	23.50
Nov21	20.25	21.00
Dec21	20.00	19.50
Jan22	20.00	19.00
Feb22	20.25	18.75
Mar22	21.00	18.75
Q4-21	21.25	21.30
Q1-22	20.42	18.83
Q2-22	21.00	18.25
Q3-22	21.42	17.75
CAL22	17.75	18.15



Contact US:

Luke Longhurst

Email: lukel@freightinvestor.com

Mobile: (+44) 7966 968761

Ricky Forman

Email: rickyf@freightinvestor.com

Mobile: (+44) 7868 708719

Sam Twyford

Email: samt@freightinvestor.com

Mobile: (+44) 7729 118643

Jessie Deng

Email: jessied@freightinvestor.com

Mobile: (+86) 13524516743

Jarryd Smith

Email: jarryds@freightinvestor.com

Mobile: (+65) 8798 4987

The information provided in this communication is not intended for retail clients. It is general in nature only and does not constitute advice or an offer to sell, or the solicitation of an offer to purchase any swap or other financial instruments, nor constitute any recommendation on our part. The information has been prepared without considering your investment objectives, financial situation, or knowledge and experience. This material is not a research report and is not intended as such. FIS is not responsible for any trading decisions taken based on this communication. Trading swaps and over-the-counter derivatives, exchange-traded derivatives, and options involve substantial risk and are not suitable for all investors. You are advised to perform an independent investigation to determine whether a transaction is suitable for you. No part of this material may be copied or duplicated in any form by any means or redistributed without our prior written consent. Freight Investor Services Ltd (FIS) is authorised and regulated by the Financial Conduct Authority (FRN: 211452) and is a member of the National Futures Association ("NFA"). Freight Investor Services PTE Ltd ('FIS PTE') is a private limited company, incorporated and registered in Singapore with company number 200603922G, and has subsidiary offices in India and Shanghai. Freight Investor Solutions DMCC ('FIS DMCC') is a private limited company, incorporated and registered in Dubai with company number DMCC1225. Further information about FIS including the location of its offices can be found on our website at freightinvestorservices.com