



Fuel Oil Daily Evening Report

London +44 20 7090 1134 - info@freightinvestor.com | Singapore +65 6535 5189 - info@freightinvestor.asia | Shanghai +86 21 63012568

08 September 2021

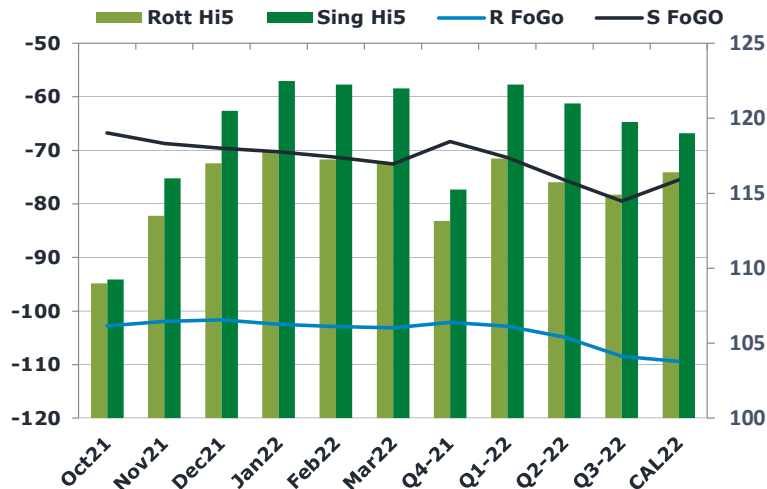
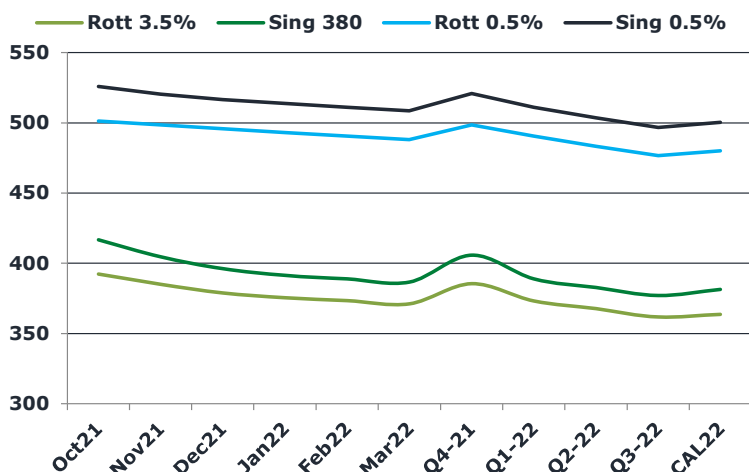
Oil and Energy Market News

Brent crude oil front month futures ended the day up 1.2% on Wednesday, printing \$72.58 at 1630BST. Highs in the day reached \$72.95 and lows touched \$71.55.

Brent

72.58

	Barges 3.5 %	Sing 380cst	Rott 0.5%	Sing 0.5%	Sing Hi5
Oct21	392.30	416.55	501.29	525.79	109
Nov21	385.05	404.55	498.54	520.54	116
Dec21	378.80	396.05	495.79	516.54	120
Jan22	375.30	391.30	493.04	513.79	122
Feb22	373.30	388.80	490.54	511.04	122
Mar22	371.05	386.55	488.04	508.54	122
Q4-21	385.40	405.70	498.55	520.95	115
Q1-22	373.22	388.88	490.54	511.13	122
Q2-22	367.55	382.63	483.29	503.63	121
Q3-22	361.63	377.05	476.54	496.79	120
CAL22	363.65	381.40	480.04	500.40	119



Fuel Oil Market News

The front crack opened at -9.65 this morning with the front Barges crack ended the day printing -10.05. The Cal 22 crack was valued at -11.

The Singapore FOGO ended the day trading at -66.75, with the Euro Fogo printing -102.75 on both front months, respectively.

	Rott GOFO	Sing GOFO	R FoGo	S FoGo	Rott Hi5
Oct21	211.74	175.99	-102.75	-66.75	109
Nov21	215.45	184.71	-101.96	-68.72	113
Dec21	218.67	190.08	-101.67	-69.59	117
Jan22	220.23	192.75	-102.48	-70.26	118
Feb22	220.13	193.54	-102.88	-71.29	117
Mar22	220.13	194.52	-103.14	-72.53	117
Q4-21	215.25	183.60	-102.10	-68.35	113
Q1-22	220.16	193.60	-102.84	-71.36	117
Q2-22	220.58	196.52	-104.84	-75.53	116
Q3-22	223.36	199.25	-108.46	-79.51	115
CAL22	225.84	194.52	-109.45	-75.53	116



Fuel Oil Daily Evening Report

London +44 20 7090 1134 - info@freightinvestor.com | Singapore +65 6535 5189 - info@freightinvestor.asia | Shanghai +86 21 63012568

08 September 2021

TIME SPREADS FUEL

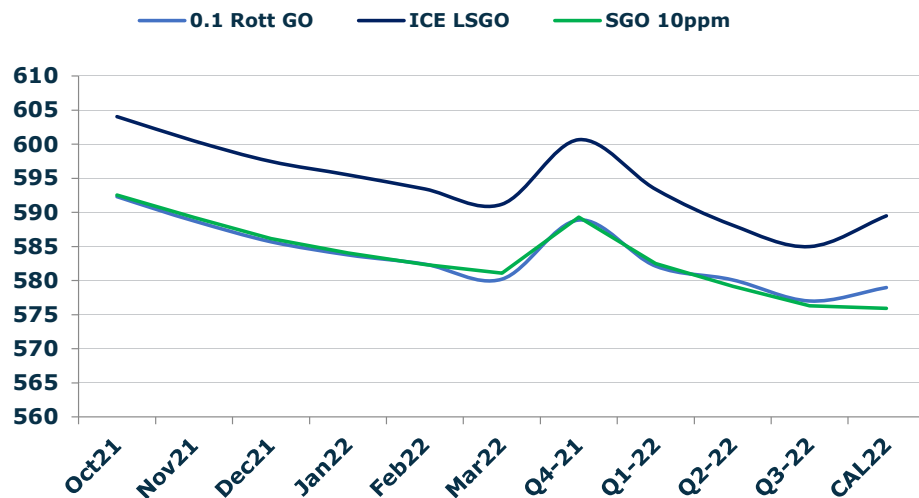
	Barges 3.5	S 380	Rott 0.5%	Sing 0.5%
Oct21/Nov21	7.25	12.00	2.75	5.25
Nov21/Dec21	6.25	8.50	2.75	4.00
Dec21/Jan22	3.50	4.75	2.75	2.75
Jan22/Feb22	2.00	2.50	2.50	2.75
Feb22/Mar22	2.25	2.25	2.50	2.50
Q4-21/Q1-22	12.18	16.82	8.01	9.83
Q1-22/Q2-22	5.67	6.25	7.25	7.50
Q2-22/Q3-22	5.92	5.58	6.75	6.83
CAL22/CAL23	13.50	13.50	9.9	14.00

GASOIL CURVES

	Rott 0.1	SGO 10ppm	ICE GO
Oct21	592.3	592.5	604.0
Nov21	588.8	589.3	600.5
Dec21	585.7	586.1	597.5
Jan22	583.8	584.0	595.5
Feb22	582.4	582.3	593.4
Mar22	580.2	581.1	591.2
Q4-21	588.9	589.3	600.7
Q1-22	582.1	582.5	593.4
Q2-22	580.1	579.2	588.1
Q3-22	577.0	576.3	585.0
CAL22	579.0	575.9	589.5

EW SPREAD

	EW380	EW0.5%
Oct21	24.25	24.50
Nov21	19.50	22.00
Dec21	17.25	20.75
Jan22	16.00	20.75
Feb22	15.50	20.50
Mar22	15.50	20.50
Q4-21	20.30	22.40
Q1-22	15.67	20.58
Q2-22	15.08	20.33
Q3-22	15.42	20.25
CAL22	17.75	20.35



Contact US:

Luke Longhurst

Email: lukel@freightinvestor.com

Mobile: (+44) 7966 968761

Ricky Forman

Email: rickyf@freightinvestor.com

Mobile: (+44) 7868 708719

Sam Twyford

Email: samt@freightinvestor.com

Mobile: (+44) 7729 118643

Jessie Deng

Email: jessied@freightinvestor.com

Mobile: (+86) 13524516743

Jarryd Smith

Email: jarryds@freightinvestor.com

Mobile: (+65) 8798 4987

The information provided in this communication is not intended for retail clients. It is general in nature only and does not constitute advice or an offer to sell, or the solicitation of an offer to purchase any swap or other financial instruments, nor constitute any recommendation on our part. The information has been prepared without considering your investment objectives, financial situation, or knowledge and experience. This material is not a research report and is not intended as such. FIS is not responsible for any trading decisions taken based on this communication. Trading swaps and over-the-counter derivatives, exchange-traded derivatives, and options involve substantial risk and are not suitable for all investors. You are advised to perform an independent investigation to determine whether a transaction is suitable for you. No part of this material may be copied or duplicated in any form by any means or redistributed without our prior written consent. Freight Investor Services Ltd (FIS) is authorised and regulated by the Financial Conduct Authority (FRN: 211452) and is a member of the National Futures Association ("NFA"). Freight Investor Services PTE Ltd ('FIS PTE') is a private limited company, incorporated and registered in Singapore with company number 200603922G, and has subsidiary offices in India and Shanghai. Freight Investor Solutions DMCC ('FIS DMCC') is a private limited company, incorporated and registered in Dubai with company number DMCC1225. Further information about FIS including the location of its offices can be found on our website at freightinvestorservices.com